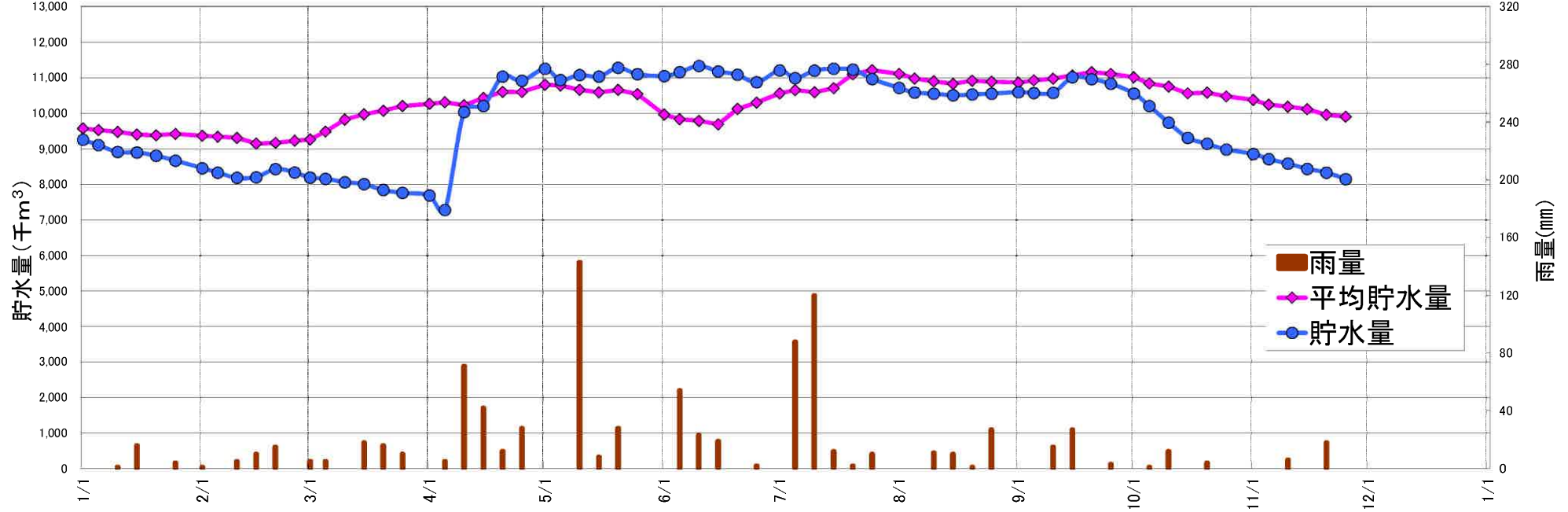


# 三川ダム貯水状況(令和5年)

速報値

1月雨量 22 mm 平年 39 mm 平年比 57%	2月雨量 30 mm 平年 46 mm 平年比 65%	3月雨量 56 mm 平年 82 mm 平年比 68%	4月雨量 223 mm 平年 94 mm 平年比 237%	5月雨量 235 mm 平年 122 mm 平年比 193%	6月雨量 177 mm 平年 175 mm 平年比 101%	7月雨量 232 mm 平年 222 mm 平年比 104%	8月雨量 53 mm 平年 124 mm 平年比 43%	9月雨量 45 mm 平年 150 mm 平年比 30%	10月雨量 26 mm 平年 97 mm 平年比 27%	11月雨量 27 mm 平年 57 mm 平年比 47%	12月雨量 0 mm 平年 49 mm 平年比 0%
--------------------------------------	--------------------------------------	--------------------------------------	--	---	---	---	---------------------------------------	---------------------------------------	---------------------------------------	---------------------------------------	-------------------------------------



月日	貯水量	貯水率	平均貯水量	雨量
R5/1/1	9,251	75.2%	9,570	
5	9,104	74.0%	9,527	
10	8,910	72.4%	9,474	1
15	8,893	72.3%	9,394	16
20	8,805	71.6%	9,377	
25	8,664	70.4%	9,413	4
2/1	8,452	68.7%	9,364	1
5	8,327	67.7%	9,338	
10	8,181	66.5%	9,304	5
15	8,198	66.6%	9,143	10
20	8,428	68.5%	9,164	15
25	8,332	67.7%	9,220	
3/1	8,187	66.5%	9,259	5
5	8,154	66.3%	9,481	5
10	8,058	65.5%	9,821	
15	8,004	65.0%	9,970	18
20	7,837	63.7%	10,069	16
25	7,756	63.0%	10,200	10
4/1	7,686	62.5%	10,264	
5	7,274	59.1%	10,304	5
10	10,034	81.5%	10,223	71
15	10,203	82.9%	10,427	42
20	11,030	89.6%	10,599	12
25	10,913	88.7%	10,594	28
5/1	11,249	91.4%	10,804	
5	10,935	88.9%	10,779	
10	11,074	90.0%	10,659	143
15	11,030	89.6%	10,588	8
20	11,278	91.6%	10,653	28
25	11,096	90.2%	10,537	
6/1	11,044	89.7%	9,959	
5	11,154	90.6%	9,831	54
10	11,329	92.1%	9,784	23
15	11,176	90.8%	9,684	19
20	11,081	90.0%	10,120	
25	10,869	88.3%	10,296	2
7/1	11,205	91.1%	10,560	
5	10,986	89.3%	10,647	88
10	11,198	91.0%	10,589	120
15	11,249	91.4%	10,701	12
20	11,227	91.2%	11,096	2
25	10,964	89.1%	11,213	10
8/1	10,711	87.0%	11,108	
5	10,580	86.0%	10,977	
10	10,548	85.7%	10,893	11
15	10,502	85.3%	10,828	10
20	10,528	85.6%	10,914	1
25	10,548	85.7%	10,887	27
9/1	10,593	86.1%	10,861	
5	10,567	85.9%	10,925	
10	10,574	85.9%	10,972	15
15	11,008	89.5%	11,065	27
20	10,957	89.0%	11,154	
25	10,828	88.0%	11,108	3
10/1	10,554	85.8%	11,008	
5	10,203	82.9%	10,838	1
10	9,734	79.1%	10,750	12
15	9,304	75.6%	10,555	
20	9,140	74.3%	10,575	4
25	8,975	72.9%	10,477	
11/1	8,852	71.9%	10,376	
5	8,705	70.7%	10,241	
10	8,581	69.7%	10,181	6
15	8,434	68.5%	10,114	
20	8,327	67.7%	9,955	18
25	8,144	66.2%	9,904	
12/1				
5				
10				
15				
20				
25				
R6.1.1				

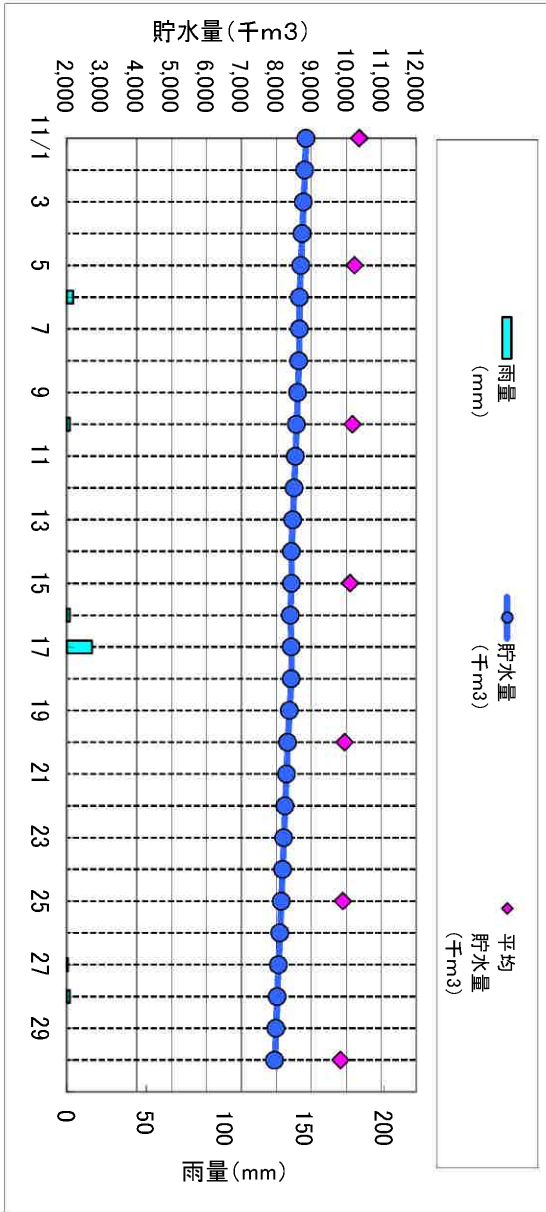
貯水量：当日9:00現在(千m³)  
雨量：半月毎の雨量合計(mm)  
平均貯水量：当日9:00における過去10年(H25～R4)の平均値(千m³)  
平年：1993(H5)～2022(R4)の30年間の平均値

# 三川ダム状況(令和5年11月)

月日	貯水量 (千m <sup>3</sup> )	貯水率 (%)	平均貯水量 (千m <sup>3</sup> )	雨量 (mm)
11/1	8,852	71.9	10,376	0
2	8,816	71.6		0
3	8,781	71.4		0
4	8,740	71.0		0
5	8,705	70.7	10,241	0
6	8,669	70.4		4
7	8,664	70.4		0
8	8,646	70.3		0
9	8,617	70.0		0
10	8,581	69.7	10,181	2
11	8,546	69.4		0
12	8,511	69.2		0
13	8,470	68.8		0
14	8,434	68.5		0
15	8,434	68.5	10,114	0
16	8,405	68.3		2
17	8,428	68.5		16
18	8,428	68.5		0
19	8,376	68.1		0
20	8,327	67.7	9,955	0
21	8,294	67.4		0
22	8,251	67.0		0
23	8,214	66.7		0
24	8,181	66.5		0
25	8,144	66.2	9,904	0
26	8,106	65.9		0
27	8,063	65.5		1
28	8,025	65.2		2
29	7,993	65.0		0
30	7,955	64.6	9,840	0

雨量(mm)	27
平年(mm)	57
平年比(%)	47

貯水量は午前9時の値



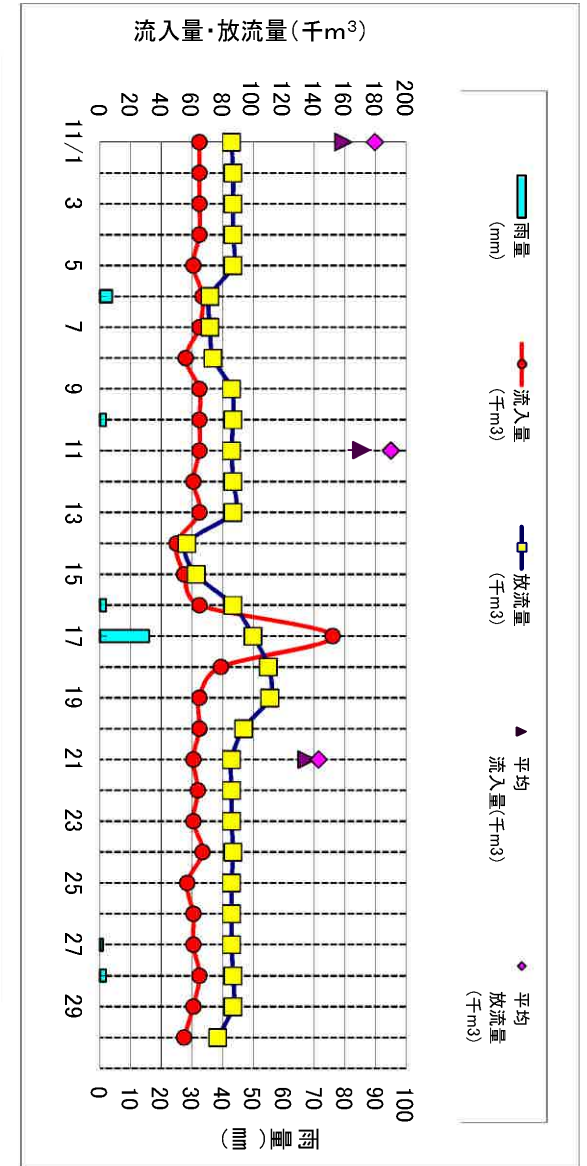
月日	雨量 (mm)	流入量 (千m <sup>3</sup> )	平均 流入量 (千m <sup>3</sup> )	放流量 (千m <sup>3</sup> )	平均 放流量 (千m <sup>3</sup> )	補給 量(千 m <sup>3</sup> )
11/1	0	65		86		21
2	0	65		87		22
3	0	65		87		22
4	0	65		87		22
5	0	61	159	87	180	26
6	4	67		72		5
7	0	65		72		7
8	0	56		74		18
9	0	65		86		21
10	2	65		87		22
11	0	65		86		21
12	0	61		87		26
13	0	65		87		22
14	0	50		57		7
15	0	55	171	63	190	8
16	2	65		87		22
17	16	152		100		-52
18	0	79		110		31
19	0	65		111		46
20	0	65		94		29
21	0	61		86		25
22	0	64		86		22
23	0	61		86		25
24	0	67		87		20
25	0	57	135	86	143	29
26	0	61		86		25
27	1	61		86		25
28	2	65		87		22
29	0	61		87		26
30	0	55		77		22

流入量: 日量(千m<sup>3</sup>/日)

放流量: 日量(千m<sup>3</sup>/日)

平均流入量: 過去10年(H25~R4)の旬別平均流入量

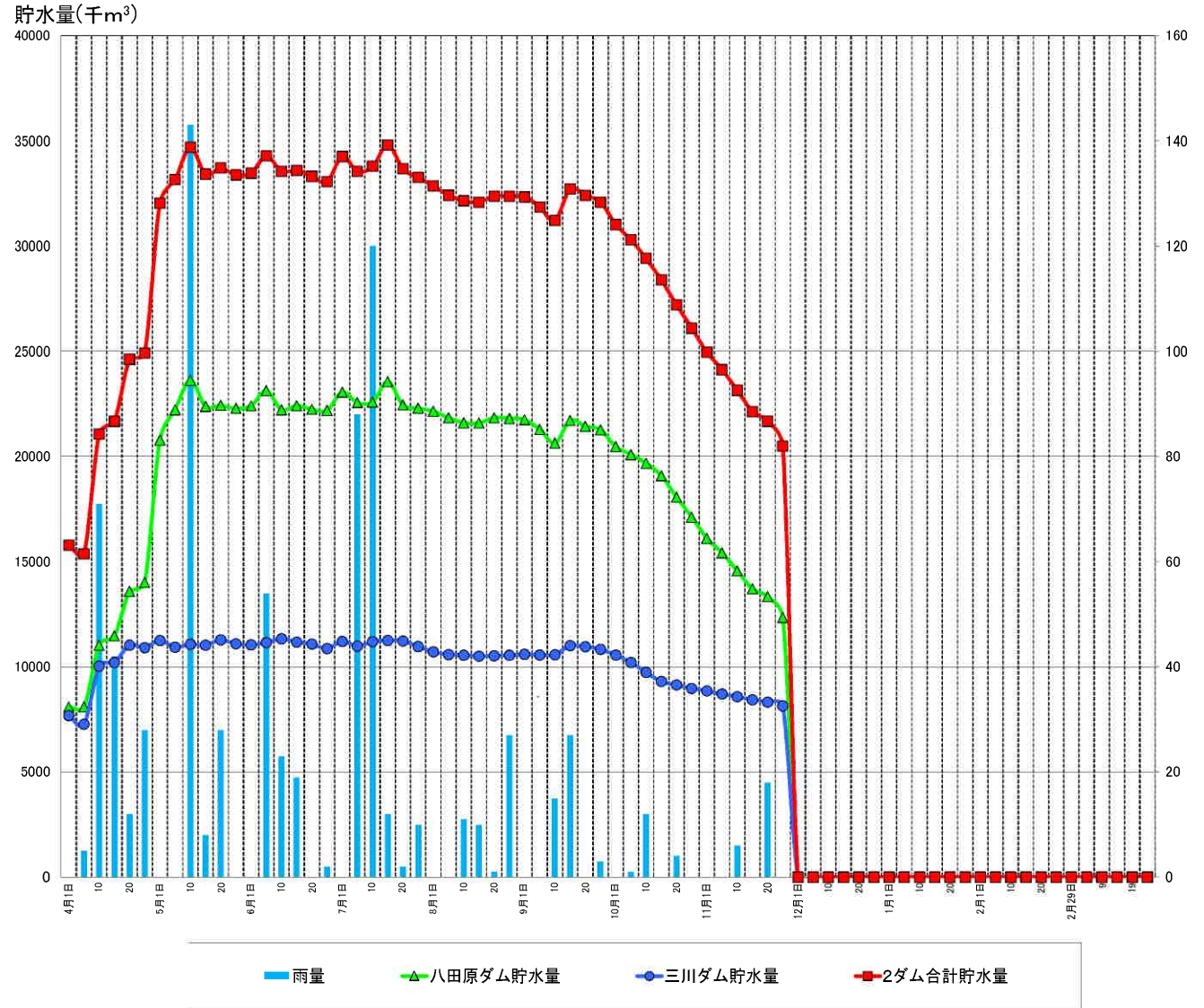
平均放流量: 過去10年(H25~R4)の旬別平均放流量



八田原ダム、三川ダムの貯水状況(令和5年度)

項目 月日	八田原ダム			三川ダム		2ダム合計		三川 雨量 (mm)	備考
	貯水位 EL. (m)	貯水量 (千m <sup>3</sup> )	貯水 率	貯水量 (千m <sup>3</sup> )	貯水率	貯水量 (千m <sup>3</sup> )	貯水率		
4月1日	220.77	8,096	35.2%	7,686	62.5%	15,782	44.7%	0	
5	220.77	8,096	35.2%	7,274	59.1%	15,370	43.5%	5	
10	224.35	11,030	48.0%	10,034	81.5%	21,064	59.7%	71	
15	224.82	11,467	49.9%	10,203	82.9%	21,670	61.4%	42	
20	227.00	13,582	59.1%	11,030	89.6%	24,612	69.7%	12	
25	227.42	14,010	60.9%	10,913	88.7%	24,923	70.6%	28	
5月1日	233.30	20,782	90.4%	11,249	91.4%	32,031	90.7%	0	
5	234.42	22,223	96.6%	10,935	88.9%	33,158	93.9%	0	
10	235.45	23,618	102.7%	11,074	90.0%	34,692	98.3%	143	
15	234.54	22,384	97.3%	11,030	89.6%	33,414	94.6%	8	
20	234.57	22,424	97.5%	11,278	91.6%	33,702	95.5%	28	
25	234.46	22,277	96.9%	11,096	90.2%	33,373	94.5%	0	
6月1日	234.56	22,411	97.4%	11,044	89.7%	33,455	94.8%	0	
5	235.09	23,124	100.5%	11,154	90.6%	34,278	97.1%	54	
10	234.42	22,223	96.6%	11,329	92.1%	33,552	95.0%	23	
15	234.56	22,411	97.4%	11,176	90.8%	33,587	95.1%	19	
20	234.43	22,237	96.7%	11,081	90.0%	33,318	94.4%	0	
25	234.39	22,183	96.4%	10,869	88.3%	33,052	93.6%	2	
7月1日	235.04	23,055	100.2%	11,205	91.1%	34,260	97.0%	0	
5	234.67	22,558	98.1%	10,986	89.3%	33,544	95.0%	88	
10	234.69	22,585	98.2%	11,198	91.0%	33,783	95.7%	120	
15	235.40	23,550	102.4%	11,249	91.4%	34,799	98.6%	12	
20	234.58	22,438	97.6%	11,227	91.2%	33,665	95.4%	2	
25	234.47	22,290	96.9%	10,964	89.1%	33,254	94.2%	10	
8月1日	234.36	22,143	96.3%	10,711	87.0%	32,854	93.1%	0	
5	234.13	21,835	94.9%	10,580	86.0%	32,415	91.8%	0	
10	233.95	21,598	93.9%	10,548	85.7%	32,146	91.0%	11	
15	233.94	21,586	93.9%	10,502	85.3%	32,088	90.9%	10	
20	234.13	21,835	94.9%	10,528	85.6%	32,363	91.7%	1	
25	234.11	21,808	94.8%	10,548	85.7%	32,356	91.6%	27	
9月1日	234.06	21,741	94.5%	10,593	86.1%	32,334	91.6%	0	
5	233.70	21,284	92.5%	10,567	85.9%	31,851	90.2%	0	
10	233.18	20,631	89.7%	10,574	85.9%	31,205	88.4%	15	
15	234.03	21,701	94.4%	11,008	89.5%	32,709	92.6%	27	
20	233.82	21,435	93.2%	10,957	89.0%	32,392	91.7%	0	
25	233.68	21,259	92.4%	10,828	88.0%	32,087	90.9%	3	
10月1日	233.05	20,468	89.0%	10,554	85.8%	31,022	87.9%	0	
5	232.75	20,091	87.4%	10,203	82.9%	30,294	85.8%	1	
10	232.42	19,677	85.6%	9,734	79.1%	29,411	83.3%	12	
15	231.94	19,079	83.0%	9,304	75.6%	28,383	80.4%	0	
20	231.08	18,068	78.6%	9,140	74.3%	27,208	77.1%	4	
25	230.27	17,116	74.4%	8,975	72.9%	26,091	73.9%	0	
11月1日	229.37	16,106	70.0%	8,852	71.9%	24,958	70.7%	0	
5	228.74	15,414	67.0%	8,705	70.7%	24,119	68.3%	0	
10	227.96	14,560	63.3%	8,581	69.7%	23,141	65.5%	6	
15	227.12	13,704	59.6%	8,434	68.5%	22,138	62.7%	0	
20	226.76	13,338	58.0%	8,327	67.7%	21,665	61.4%	18	
25	225.76	12,341	53.7%	8,144	66.2%	20,485	58.0%	0	
12月1日									
5									
10									
15									
20									
25									
1月1日									
5									
10									
15									
20									
25									
2月1日									
5									
10									
15									
20									
25									
2月29日									
4									
9									
14									
19									
24									
3月31日									

八田原ダム、三川ダムの貯水状況グラフ(令和5年度)

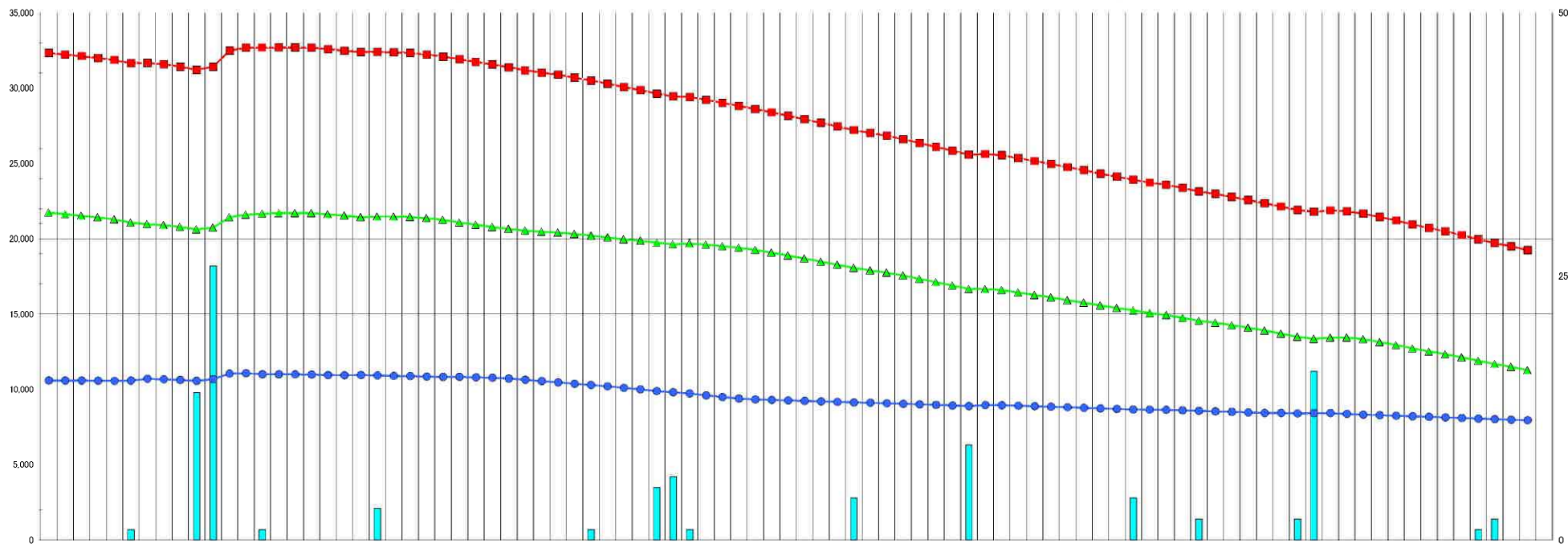
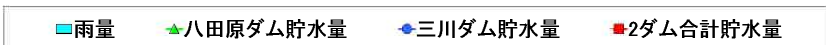


※三川雨量は半旬計, その他の数値は当日午前9時の値を使用  
 ※貯水率は八田原ダム23000千t, 三川ダム12306千tを満水として計算



# 八田原ダム・三川ダムの貯水状況 ( R5年9月 ~ R5年11月 )

速報値



月日	八田原ダム		三川ダム		2ダム合計		三川雨量 (mm)	備考
	貯水位 EL (m)	貯水量 (千m <sup>3</sup> )	貯水率 (%)	貯水量 (千m <sup>3</sup> )	貯水率 (%)	貯水量 (千m <sup>3</sup> )		
9/1	234.06	21,741	94.5%	10,593	86.1%	32,334	91.6%	
9/2	233.98	21,636	94.1%	10,587	86.0%	32,223	91.3%	
9/3	233.89	21,523	93.6%	10,587	86.0%	32,110	90.9%	
9/4	233.81	21,422	93.1%	10,580	86.0%	32,002	90.8%	
9/5	233.70	21,284	92.5%	10,567	85.9%	31,851	90.2%	
9/6	233.53	21,071	91.6%	10,587	86.0%	31,658	89.7%	1
9/7	233.45	20,970	91.2%	10,704	87.0%	31,674	89.7%	
9/8	233.40	20,907	90.9%	10,672	86.7%	31,579	89.4%	
9/9	233.31	20,794	90.4%	10,626	86.3%	31,420	89.0%	
9/10	233.18	20,631	89.7%	10,574	85.9%	31,205	88.4%	14
9/11	233.27	20,744	90.2%	10,678	86.8%	31,422	89.0%	26
9/12	233.82	21,435	93.2%	11,052	89.8%	32,487	92.0%	
9/13	233.90	21,598	93.9%	11,081	90.0%	32,679	92.6%	
9/14	234.00	21,661	94.2%	11,008	89.5%	32,669	92.5%	1
9/15	234.03	21,701	94.4%	11,008	89.5%	32,709	92.6%	
9/16	234.03	21,701	94.4%	11,001	89.4%	32,702	92.6%	
9/17	234.03	21,701	94.4%	10,986	89.3%	32,687	92.6%	
9/18	233.97	21,623	94.0%	10,957	89.0%	32,580	92.3%	
9/19	233.90	21,535	93.6%	10,942	88.9%	32,477	92.0%	
9/20	233.82	21,435	93.2%	10,957	89.0%	32,392	91.7%	
9/21	233.85	21,473	93.4%	10,928	88.8%	32,401	91.8%	3
9/22	233.85	21,473	93.4%	10,898	88.6%	32,371	91.7%	
9/23	233.83	21,447	93.2%	10,884	88.4%	32,331	91.6%	
9/24	233.77	21,372	92.9%	10,855	88.2%	32,227	91.3%	
9/25	233.68	21,259	92.4%	10,828	88.0%	32,087	90.9%	
9/26	233.54	21,083	91.7%	10,834	88.0%	31,917	90.4%	
9/27	233.42	20,933	91.0%	10,806	87.8%	31,741	89.9%	
9/28	233.30	20,782	90.4%	10,782	87.6%	31,564	89.4%	
9/29	233.20	20,656	89.8%	10,724	87.1%	31,380	88.9%	
9/30	233.11	20,543	89.3%	10,639	86.5%	31,182	88.3%	
10/1	233.05	20,468	89.0%	10,554	86.5%	31,022	87.9%	
10/2	233.01	20,418	88.8%	10,470	85.1%	30,888	87.5%	
10/3	232.93	20,317	88.3%	10,379	84.3%	30,696	86.9%	
10/4	232.84	20,204	87.8%	10,294	83.7%	30,498	86.4%	
10/5	232.75	20,091	87.4%	10,203	82.9%	30,294	85.8%	1
10/6	232.65	19,966	86.8%	10,105	82.1%	30,071	85.2%	
10/7	232.57	19,865	86.4%	10,001	81.3%	29,866	84.6%	
10/8	232.47	19,740	85.8%	9,890	80.4%	29,630	83.9%	5
10/9	232.39	19,639	85.4%	9,812	79.7%	29,451	83.4%	6
10/10	232.42	19,677	85.6%	9,734	79.1%	29,411	83.3%	1
10/11	232.37	19,614	85.3%	9,604	78.0%	29,218	82.8%	
10/12	232.29	19,514	84.8%	9,498	77.2%	29,012	82.2%	
10/13	232.21	19,414	84.4%	9,398	76.4%	28,812	81.6%	
10/14	232.09	19,263	83.8%	9,339	75.9%	28,602	81.0%	
10/15	231.94	19,079	83.0%	9,304	75.6%	28,383	80.4%	
10/16	231.78	18,891	82.1%	9,269	75.3%	28,160	79.8%	
10/17	231.61	18,691	81.3%	9,240	75.1%	27,931	79.1%	
10/18	231.44	18,491	80.4%	9,204	74.8%	27,695	78.4%	
10/19	231.26	18,280	79.5%	9,175	74.6%	27,455	77.8%	
10/20	231.08	18,068	78.6%	9,140	74.3%	27,208	77.1%	4
10/21	230.94	17,903	77.8%	9,116	74.1%	27,019	76.5%	
10/22	230.81	17,751	77.2%	9,091	73.8%	26,832	76.0%	
10/23	230.65	17,562	76.4%	9,046	73.5%	26,608	75.4%	
10/24	230.46	17,339	75.4%	9,010	73.2%	26,349	74.6%	
10/25	230.27	17,116	74.4%	8,975	72.9%	26,091	73.9%	
10/26	230.09	16,904	73.5%	8,934	72.6%	25,838	73.2%	
10/27	229.89	16,677	72.5%	8,899	72.3%	25,576	72.4%	9
10/28	229.87	16,655	72.4%	8,863	72.8%	25,618	72.8%	
10/29	229.82	16,600	72.2%	8,946	72.7%	25,546	72.4%	
10/30	229.67	16,435	71.5%	8,916	72.5%	25,351	71.8%	
11/1	229.37	16,106	70.0%	8,852	71.9%	24,958	70.7%	
11/2	229.21	15,930	69.3%	8,816	71.6%	24,746	70.1%	
11/3	229.06	15,765	68.5%	8,781	71.4%	24,546	69.5%	
11/4	228.89	15,578	67.7%	8,740	71.0%	24,318	68.9%	
11/5	228.74	15,414	67.0%	8,705	70.7%	24,119	68.3%	
11/6	228.59	15,249	66.3%	8,669	70.4%	23,918	67.7%	4
11/7	228.42	15,062	65.5%	8,664	70.4%	23,726	67.2%	
11/8	228.31	14,941	65.0%	8,646	70.3%	23,587	66.8%	
11/9	228.14	14,795	64.2%	8,617	70.0%	23,372	66.2%	
11/10	227.96	14,560	63.3%	8,581	69.7%	23,141	65.5%	2
11/11	227.83	14,428	62.7%	8,546	69.4%	22,974	65.1%	
11/12	227.67	14,265	62.0%	8,511	69.2%	22,776	64.5%	
11/13	227.51	14,102	61.3%	8,470	68.9%	22,572	63.9%	
11/14	227.33	13,918	60.5%	8,434	68.5%	22,352	63.3%	
11/15	227.12	13,704	59.6%	8,434	68.5%	22,138	62.7%	
11/16	226.92	13,501	58.7%	8,405	68.3%	21,906	62.0%	2
11/17	226.78	13,358	58.1%	8,428	68.5%	21,786	61.7%	16
11/18	226.87	13,450	58.5%	8,428	68.5%	21,878	62.0%	
11/19	226.87	13,450	58.5%	8,376	68.1%	21,826	61.8%	
11/20	226.76	13,338	58.0%	8,327	67.7%	21,665	61.4%	
11/21	226.57	13,144	57.1%	8,294	67.4%	21,438	60.7%	
11/22	226.39	12,961	56.4%	8,251	67.0%	21,212	60.1%	
11/23	226.16	12,727	55.3%	8,214	66.7%	20,941	59.3%	
11/24	225.96	12,527	54.5%	8,181	66.5%	20,708	58.7%	
11/25	225.76	12,341	53.7%	8,144	66.2%	20,485	58.0%	
11/26	225.54	12,136	52.8%	8,106	65.9%	20,242	57.3%	
11/27	225.29	11,904	51.8%	8,063	65.5%	19,967	56.6%	1
11/28	225.06	11,690	50.8%	8,025	65.2%	19,715	55.8%	2
11/29	224.86	11,504	50.0%	7,993	65.0%	19,497	55.2%	
11/30	224.62	11,281	49.0%	7,955	64.6%	19,236	54.5%	
12/1								

50  
25  
0

速報値

令和5年

期 間	H30 三川	H31 三川	R 2 三川	R 3 三川	R 4 三川	過去5年 平均	令和5年				期 間
							R 5 三川	R 5 賀茂	R 5 甲山	R 5 七社	
01 01-10	17	0	15	0	0	6.4	1	1	1	0	01 01-10
01 11-20	10	3	1	2	4	4.0	16	19	17	11	01 11-20
01 21-31	9	15	52	36	6	23.6	5	4	4	4	01 21-31
02 01-10	10	8	1	12	2	6.6	5	6	6	3	02 01-10
02 11-20	0	12	26	21	2	12.2	25	27	25	14	02 11-20
02 21-29	15	13	18	10	2	11.6	0	0	0	0	02 21-28
03 01-10	59	49	59	27	16	42.0	5	5	4	4	03 01-10
03 11-20	49	23	6	10	42	26.0	34	31	33	28	03 11-20
03 21-31	36	4	31	28	31	26.0	17	15	16	20	03 21-31
04 01-10	11	30	41	15	0	19.4	76	96	81	62	04 01-10
04 11-20	21	4	124	24	80	50.6	54	47	53	44	04 11-20
04 21-30	68	45	1	61	82	51.4	93	90	97	78	04 21-30
05 01-10	68	4	35	20	0	25.4	143	138	143	117	05 01-10
05 11-20	64	26	73	104	34	60.2	36	36	36	41	05 11-20
05 21-31	11	7	7	36	3	12.8	56	44	45	35	05 21-31
06 01-10	43	42	6	44	51	37.2	77	72	72	80	06 01-10
06 11-20	57	30	171	70	20	69.6	19	34	18	6	06 11-20
06 21-30	34	22	30	28	20	26.8	81	66	75	44	06 21-30
07 01-10	415	47	184	133	24	160.6	208	223	227	196	07 01-10
07 11-20	23	151	131	77	145	105.4	14	3	8	2	07 11-20
07 21-31	21	63	68	0	5	31.4	10	0	7	2	07 21-31
08 01-10	0	7	0	60	5	14.4	11	9	14	11	08 01-10
08 11-20	22	65	12	450	135	136.8	11	44	17	19	08 11-20
08 21-31	30	117	2	5	26	36.0	31	48	44	78	08 21-31
09 01-10	177	23	24	165	22	82.2	15	30	48	8	09 01-10
09 11-20	44	6	53	55	133	58.2	27	50	45	7	09 11-20
09 21-30	158	26	67	1	34	57.2	3	2	3	0	09 21-30
10 01-10	4	31	12	0	19	13.2	13	9	9	9	10 01-10
10 11-20	14	39	12	3	0	13.6	4	2	1	0	10 11-20
10 21-31	14	65	54	15	0	29.6	9	26	14	11	10 21-31
11 01-10	12	0	23	42	2	15.8	6	6	8	4	11 01-10
11 11-20	0	11	0	0	5	3.2	18	16	16	9	11 11-20
11 21-30	4	0	6	47	30	17.4	3	3	3	0	11 21-30
12 01-10	42	13	0	0	0	11.0					12 01-10
12 11-20	26	10	0	14	1	10.2					12 11-20
12 21-31	3	15	29	1	13	12.2					12 21-31
合 計	1,591	1,026	1,374	1,616	994	1,320					合 計

