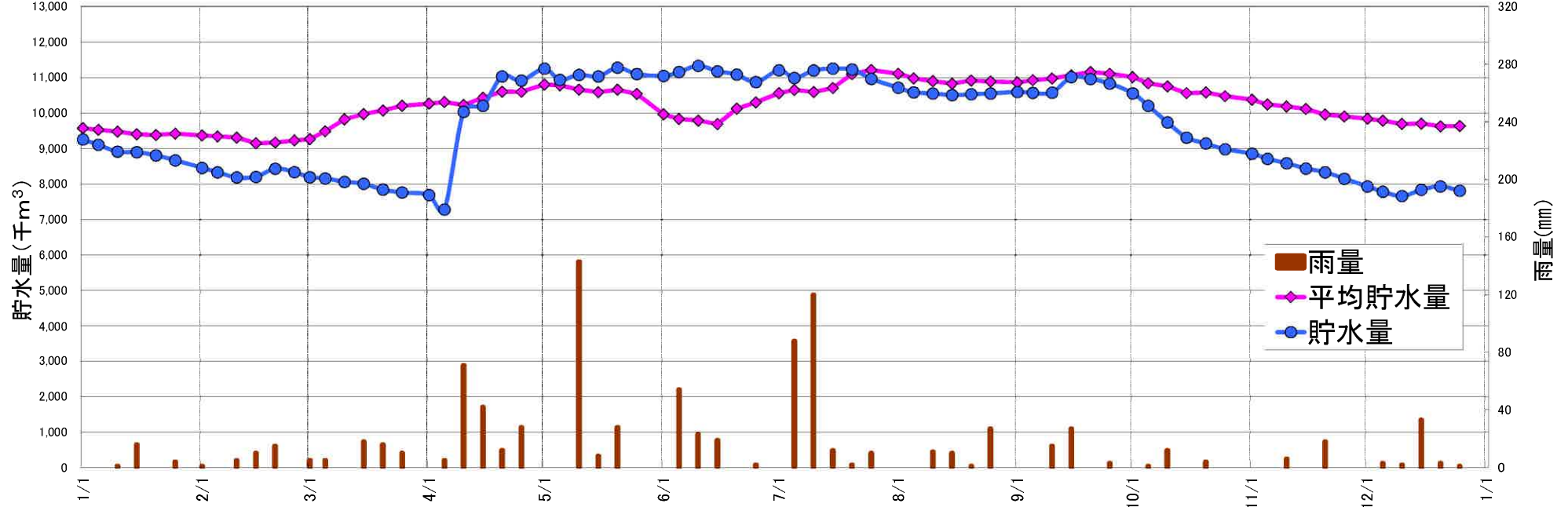


# 三川ダム貯水状況(令和5年)

速報値

1月雨量 22 mm 平年 39 mm 平年比 57%	2月雨量 30 mm 平年 46 mm 平年比 65%	3月雨量 56 mm 平年 82 mm 平年比 68%	4月雨量 223 mm 平年 94 mm 平年比 237%	5月雨量 235 mm 平年 122 mm 平年比 193%	6月雨量 177 mm 平年 175 mm 平年比 101%	7月雨量 232 mm 平年 222 mm 平年比 104%	8月雨量 53 mm 平年 124 mm 平年比 43%	9月雨量 45 mm 平年 150 mm 平年比 30%	10月雨量 26 mm 平年 97 mm 平年比 27%	11月雨量 27 mm 平年 57 mm 平年比 47%	12月雨量 45 mm 平年 49 mm 平年比 92%
--------------------------------------	--------------------------------------	--------------------------------------	----------------------------------------	-----------------------------------------	-----------------------------------------	-----------------------------------------	---------------------------------------	---------------------------------------	---------------------------------------	---------------------------------------	---------------------------------------



月日	貯水量	貯水率	平均貯水量	雨量
R5/1/1	9,251	75.2%	9,570	
5	9,104	74.0%	9,527	
10	8,910	72.4%	9,474	1
15	8,893	72.3%	9,394	16
20	8,805	71.6%	9,377	
25	8,664	70.4%	9,413	4
2/1	8,452	68.7%	9,364	1
5	8,327	67.7%	9,338	
10	8,181	66.5%	9,304	5
15	8,198	66.6%	9,143	10
20	8,428	68.5%	9,164	15
25	8,332	67.7%	9,220	
3/1	8,187	66.5%	9,259	5
5	8,154	66.3%	9,481	5
10	8,058	65.5%	9,821	
15	8,004	65.0%	9,970	18
20	7,837	63.7%	10,069	16
25	7,756	63.0%	10,200	10
4/1	7,686	62.5%	10,264	
5	7,274	59.1%	10,304	5
10	10,034	81.5%	10,223	71
15	10,203	82.9%	10,427	42
20	11,030	89.6%	10,599	12
25	10,913	88.7%	10,594	28
5/1	11,249	91.4%	10,804	
5	10,935	88.9%	10,779	
10	11,074	90.0%	10,659	143
15	11,030	89.6%	10,588	8
20	11,278	91.6%	10,653	28
25	11,096	90.2%	10,537	
6/1	11,044	89.7%	9,959	
5	11,154	90.6%	9,831	54
10	11,329	92.1%	9,784	23
15	11,176	90.8%	9,684	19
20	11,081	90.0%	10,120	
25	10,869	88.3%	10,296	2
7/1	11,205	91.1%	10,560	
5	10,986	89.3%	10,647	88
10	11,198	91.0%	10,589	120
15	11,249	91.4%	10,701	12
20	11,227	91.2%	11,096	2
25	10,964	89.1%	11,213	10
8/1	10,711	87.0%	11,108	
5	10,580	86.0%	10,977	
10	10,548	85.7%	10,893	11
15	10,502	85.3%	10,828	10
20	10,528	85.6%	10,914	1
25	10,548	85.7%	10,887	27
9/1	10,593	86.1%	10,861	
5	10,567	85.9%	10,925	
10	10,574	85.9%	10,972	15
15	11,008	89.5%	11,065	27
20	10,957	89.0%	11,154	
25	10,828	88.0%	11,108	3
10/1	10,554	85.8%	11,008	
5	10,203	82.9%	10,838	1
10	9,734	79.1%	10,750	12
15	9,304	75.6%	10,555	
20	9,140	74.3%	10,575	4
25	8,975	72.9%	10,477	
11/1	8,852	71.9%	10,376	
5	8,705	70.7%	10,241	
10	8,581	69.7%	10,181	6
15	8,434	68.5%	10,114	
20	8,327	67.7%	9,955	18
25	8,144	66.2%	9,904	
12/1	7,928	64.4%	9,838	
5	7,778	63.2%	9,780	3
10	7,654	62.2%	9,692	2
15	7,832	63.6%	9,697	33
20	7,928	64.4%	9,624	3
25	7,805	63.4%	9,632	1
R6.1.1				

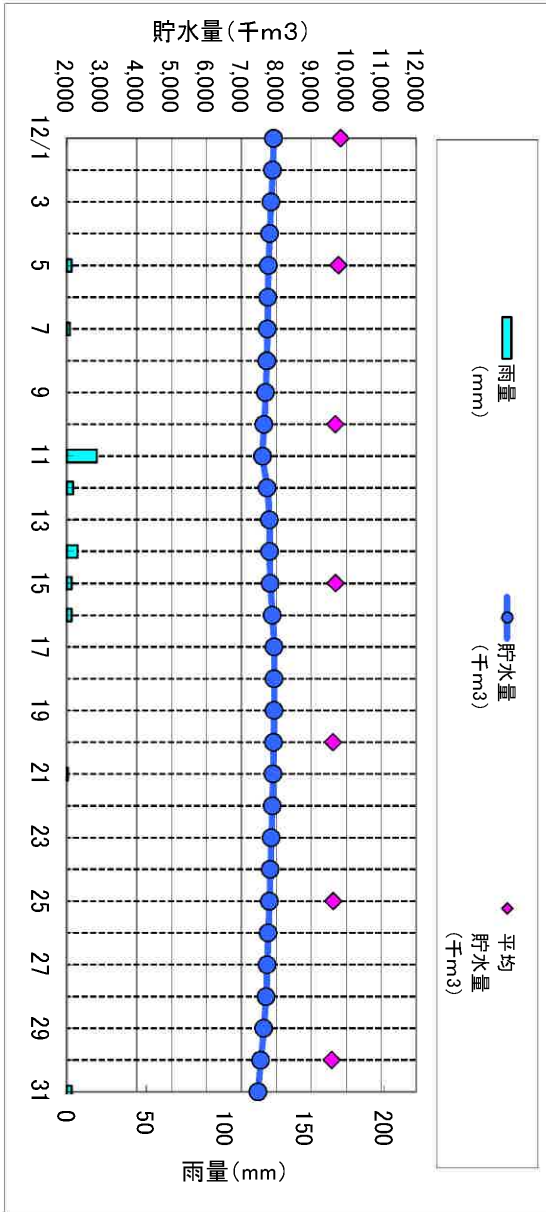
貯水量：当日9:00現在(千m3)  
雨量：半月毎の雨量合計(mm)  
平均貯水量：当日9:00における過去10年(H25～R4)の平均値(千m³)  
平年：1993(H5)～2022(R4)の30年間の平均値

# 三川ダム状況(令和5年12月)

月日	貯水量 (千m <sup>3</sup> )	貯水率 (%)	平均貯水量 (千m <sup>3</sup> )	雨量 (mm)
12/1	7,928	64.4	9,838	0
2	7,896	64.2		0
3	7,853	63.8		0
4	7,810	63.5		0
5	7,778	63.2	9,780	3
6	7,762	63.1		0
7	7,745	62.9		2
8	7,729	62.8		0
9	7,697	62.5		0
10	7,654	62.2	9,692	0
11	7,611	61.8		19
12	7,740	62.9		4
13	7,805	63.4		0
14	7,810	63.5		7
15	7,832	63.6	9,697	3
16	7,891	64.1		3
17	7,939	64.5		0
18	7,939	64.5		0
19	7,939	64.5		0
20	7,928	64.4	9,624	0
21	7,907	64.3		1
22	7,885	64.1		0
23	7,858	63.9		0
24	7,832	63.6		0
25	7,805	63.4	9,632	0
26	7,772	63.2		0
27	7,740	62.9		0
28	7,708	62.6		0
29	7,643	62.1		0
30	7,557	61.4	9,590	0
31	7,476	60.8		3

雨量(mm)	45
平年(mm)	49
平年比(%)	92

貯水量は午前9時の値



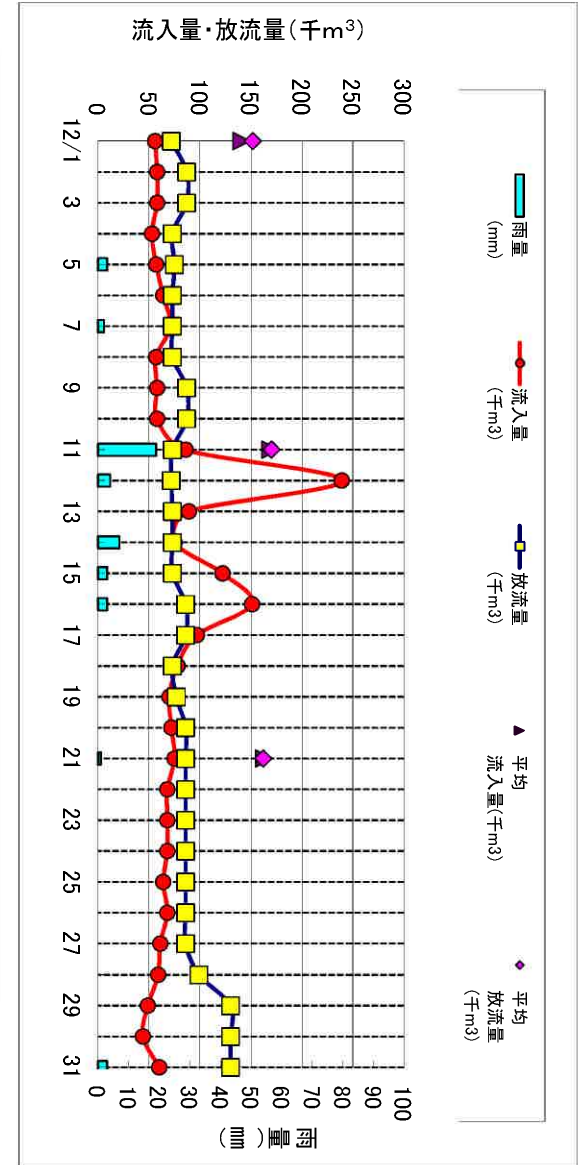
月日	雨量 (mm)	流入量 (千m <sup>3</sup> )	平均 流入量 (千m <sup>3</sup> )	放流量 (千m <sup>3</sup> )	平均 放流量 (千m <sup>3</sup> )	補給 量(千 m <sup>3</sup> )
12/1	0	56		72		16
2	0	58	141	87	152	29
3	0	58		87		29
4	0	53		73		20
5	3	57		75		18
6	0	64	73	9		
7	2	71	73	2		
8	0	57	73	16		
9	0	58	87	29		
10	0	58	87	29		
11	19	86	169	73	170	-13
12	4	239		72		-167
13	0	89		73		-16
14	7	75		73		-2
15	3	122	73	-49		
16	3	151	86	-65		
17	0	97	86	-11		
18	0	78	73	-5		
19	0	70	77	7		
20	0	72	86	14		
21	1	75	86	11		
22	0	68	86	18		
23	0	68	86	18		
24	0	68	86	18		
25	0	64	86	22		
26	0	68	86	18		
27	0	61	86	25		
28	0	59	99	40		
29	0	49	130	81		
30	0	44	130	86		
31	3	60	130	70		

流入量: 日量(千m<sup>3</sup>/日)

放流量: 日量(千m<sup>3</sup>/日)

平均流入量: 過去10年(H25~R4)の旬別平均流入量

平均放流量: 過去10年(H25~R4)の旬別平均放流量

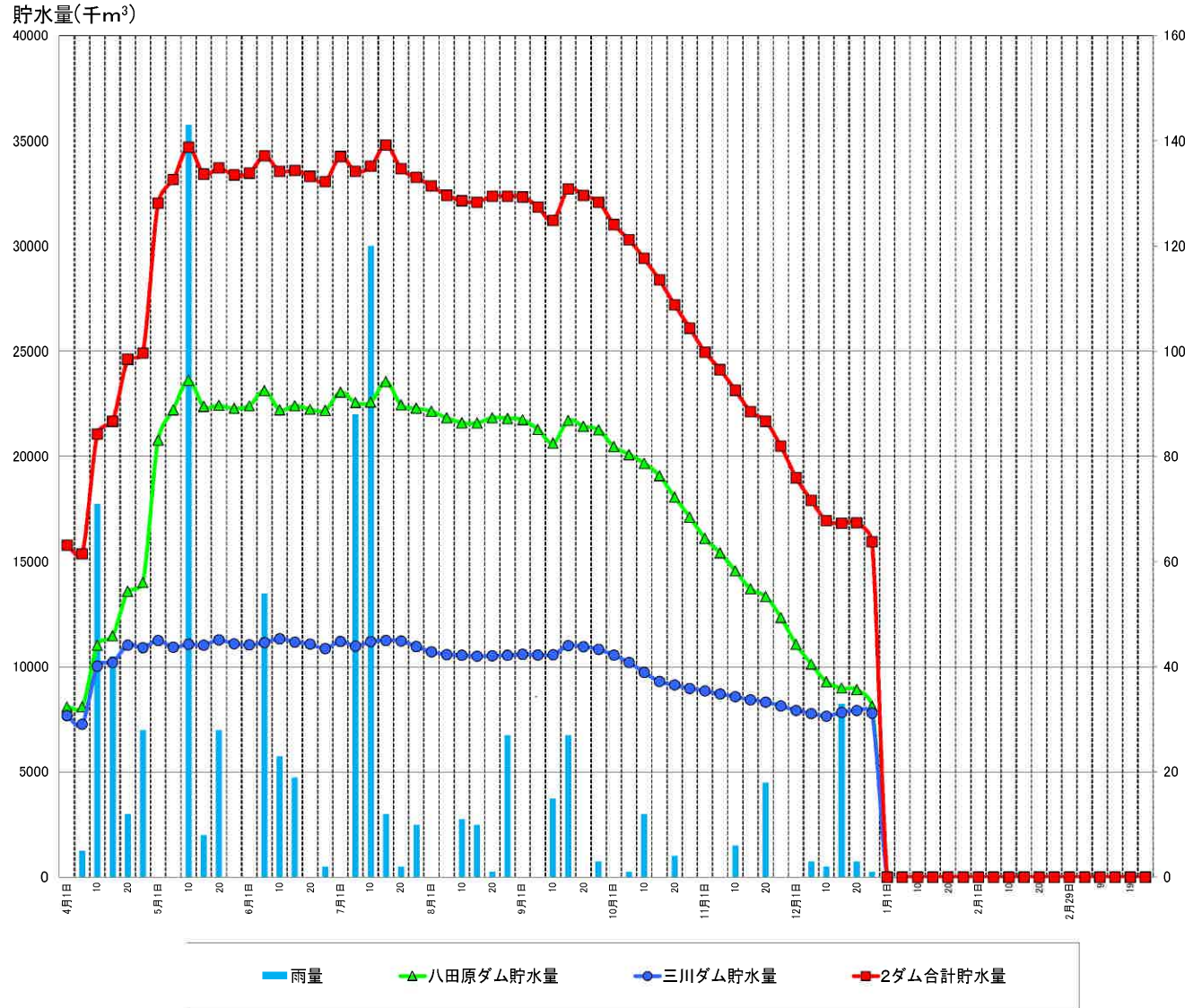




八田原ダム、三川ダムの貯水状況(令和5年度)

項目 月日	八田原ダム			三川ダム		2ダム合計		雨量 三川 (mm)	備考
	貯水位 EL. (m)	貯水量 (千m <sup>3</sup> )	貯水 率	貯水量 (千m <sup>3</sup> )	貯水率	貯水量 (千m <sup>3</sup> )	貯水率		
4月1日	220.77	8,096	35.2%	7,686	62.5%	15,782	44.7%	0	
5	220.77	8,096	35.2%	7,274	59.1%	15,370	43.5%	5	
10	224.35	11,030	48.0%	10,034	81.5%	21,064	59.7%	71	
15	224.82	11,467	49.9%	10,203	82.9%	21,670	61.4%	42	
20	227.00	13,582	59.1%	11,030	89.6%	24,612	69.7%	12	
25	227.42	14,010	60.9%	10,913	88.7%	24,923	70.6%	28	
5月1日	233.30	20,782	90.4%	11,249	91.4%	32,031	90.7%	0	
5	234.42	22,223	96.6%	10,935	88.9%	33,158	93.9%	0	
10	235.45	23,618	102.7%	11,074	90.0%	34,692	98.3%	143	
15	234.54	22,384	97.3%	11,030	89.6%	33,414	94.6%	8	
20	234.57	22,424	97.5%	11,278	91.6%	33,702	95.5%	28	
25	234.46	22,277	96.9%	11,096	90.2%	33,373	94.5%	0	
6月1日	234.56	22,411	97.4%	11,044	89.7%	33,455	94.8%	0	
5	235.09	23,124	100.5%	11,154	90.6%	34,278	97.1%	54	
10	234.42	22,223	96.6%	11,329	92.1%	33,552	95.0%	23	
15	234.56	22,411	97.4%	11,176	90.8%	33,587	95.1%	19	
20	234.43	22,237	96.7%	11,081	90.0%	33,318	94.4%	0	
25	234.39	22,183	96.4%	10,869	88.3%	33,052	93.6%	2	
7月1日	235.04	23,055	100.2%	11,205	91.1%	34,260	97.0%	0	
5	234.67	22,558	98.1%	10,986	89.3%	33,544	95.0%	88	
10	234.69	22,585	98.2%	11,198	91.0%	33,783	95.7%	120	
15	235.40	23,550	102.4%	11,249	91.4%	34,799	98.6%	12	
20	234.58	22,438	97.6%	11,227	91.2%	33,665	95.4%	2	
25	234.47	22,290	96.9%	10,964	89.1%	33,254	94.2%	10	
8月1日	234.36	22,143	96.3%	10,711	87.0%	32,854	93.1%	0	
5	234.13	21,835	94.9%	10,580	86.0%	32,415	91.8%	0	
10	233.95	21,598	93.9%	10,548	85.7%	32,146	91.0%	11	
15	233.94	21,586	93.9%	10,502	85.3%	32,088	90.9%	10	
20	234.13	21,835	94.9%	10,528	85.6%	32,363	91.7%	1	
25	234.11	21,808	94.8%	10,548	85.7%	32,356	91.6%	27	
9月1日	234.06	21,741	94.5%	10,593	86.1%	32,334	91.6%	0	
5	233.70	21,284	92.5%	10,567	85.9%	31,851	90.2%	0	
10	233.18	20,631	89.7%	10,574	85.9%	31,205	88.4%	15	
15	234.03	21,701	94.4%	11,008	89.5%	32,709	92.6%	27	
20	233.82	21,435	93.2%	10,957	89.0%	32,392	91.7%	0	
25	233.68	21,259	92.4%	10,828	88.0%	32,087	90.9%	3	
10月1日	233.05	20,468	89.0%	10,554	85.8%	31,022	87.9%	0	
5	232.75	20,091	87.4%	10,203	82.9%	30,294	85.8%	1	
10	232.42	19,677	85.6%	9,734	79.1%	29,411	83.3%	12	
15	231.94	19,079	83.0%	9,304	75.6%	28,383	80.4%	0	
20	231.08	18,068	78.6%	9,140	74.3%	27,208	77.1%	4	
25	230.27	17,116	74.4%	8,975	72.9%	26,091	73.9%	0	
11月1日	229.37	16,106	70.0%	8,852	71.9%	24,958	70.7%	0	
5	228.74	15,414	67.0%	8,705	70.7%	24,119	68.3%	0	
10	227.96	14,560	63.3%	8,581	69.7%	23,141	65.5%	6	
15	227.12	13,704	59.6%	8,434	68.5%	22,138	62.7%	0	
20	226.76	13,338	58.0%	8,327	67.7%	21,665	61.4%	18	
25	225.76	12,341	53.7%	8,144	66.2%	20,485	58.0%	0	
12月1日	224.39	11,067	48.1%	7,928	64.4%	18,995	53.8%	0	
5	223.32	10,133	44.1%	7,778	63.2%	17,911	50.7%	3	
10	222.31	9,286	40.4%	7,654	62.2%	16,940	48.0%	2	
15	221.96	8,996	39.1%	7,832	63.6%	16,828	47.7%	33	
20	221.85	8,913	38.8%	7,928	64.4%	16,841	47.7%	3	
25	220.82	8,134	35.4%	7,805	63.4%	15,939	45.1%	1	
1月1日									
5									
10									
15									
20									
25									
2月1日									
5									
10									
15									
20									
25									
2月29日									
4									
9									
14									
19									
24									
3月1日									

八田原ダム、三川ダムの貯水状況グラフ(令和5年度)

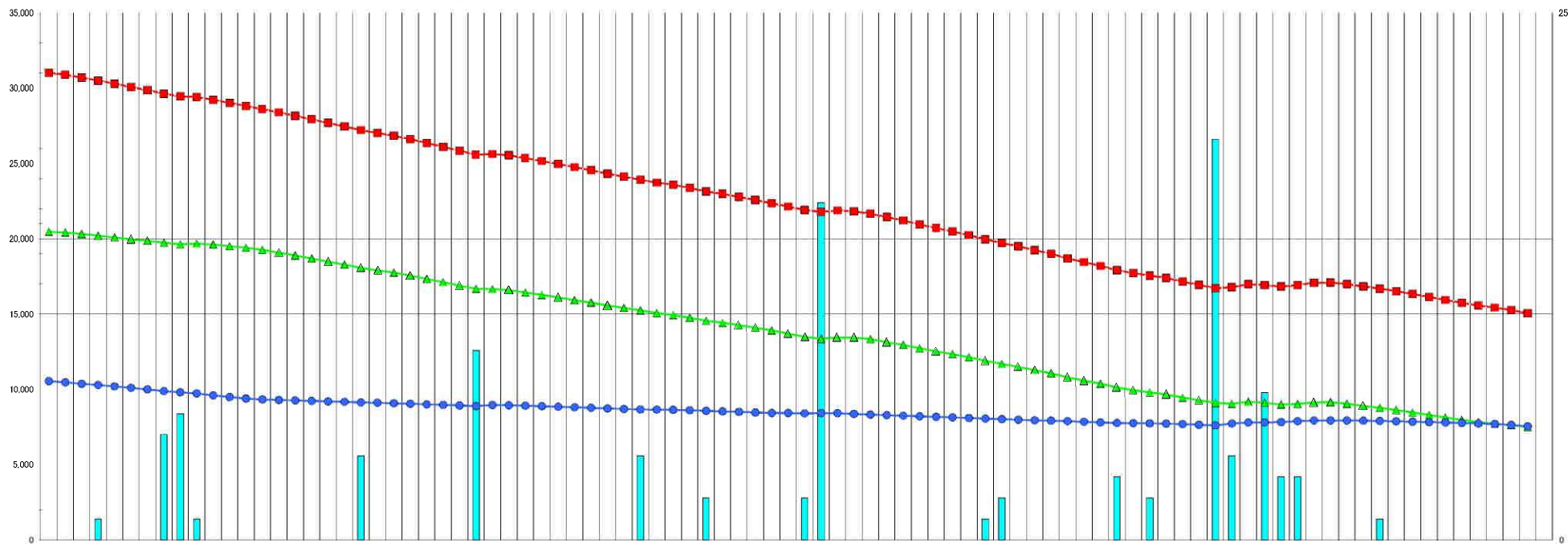
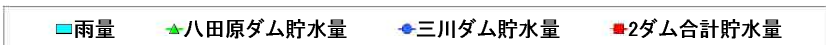


※三川雨量は半旬計, その他の数値は当日午前9時の値を使用  
 ※貯水率は八田原ダム23000千t, 三川ダム12306千tを満水として計算

雨量…1日の場合 前月26日～1日  
 5日の場合 2日～5日

# 八田原ダム・三川ダムの貯水状況 ( R5年10月 ~ R5年12月 )

速報値



月日	八田原ダム		三川ダム		2ダム合計		三川雨量 (mm)	備考
	貯水位 EL (m)	貯水量 (千m <sup>3</sup> )	貯水率 (%)	貯水量 (千m <sup>3</sup> )	貯水率 (%)	貯水量 (千m <sup>3</sup> )		
10/1	233.05	20,468	89.0%	10,554	85.8%	31,022	87.9%	
10/2	233.01	20,418	88.8%	10,470	85.1%	30,888	87.5%	
10/3	232.93	20,317	88.3%	10,379	84.3%	30,696	86.9%	
10/4	232.84	20,204	87.8%	10,294	83.7%	30,498	86.4%	1
10/5	232.75	20,091	87.4%	10,203	82.9%	30,294	85.8%	
10/6	232.65	19,966	86.8%	10,105	82.1%	30,071	85.2%	
10/7	232.57	19,865	86.4%	10,001	81.3%	29,866	84.6%	5
10/8	232.47	19,740	85.8%	9,900	80.4%	29,630	83.9%	6
10/9	232.39	19,639	85.4%	9,812	79.7%	29,451	83.4%	
10/10	232.42	19,677	85.6%	9,734	79.1%	29,411	83.3%	1
10/11	232.37	19,614	85.3%	9,604	78.0%	29,218	82.8%	
10/12	232.29	19,514	84.8%	9,498	77.2%	29,012	82.2%	
10/13	232.21	19,414	84.4%	9,398	76.4%	28,812	81.6%	
10/14	232.09	19,263	83.8%	9,339	75.9%	28,602	81.0%	
10/15	231.94	19,079	83.0%	9,304	75.6%	28,383	80.4%	
10/16	231.78	18,891	82.1%	9,269	75.3%	28,160	79.9%	
10/17	231.61	18,691	81.3%	9,240	75.1%	27,931	79.1%	
10/18	231.44	18,491	80.4%	9,204	74.8%	27,695	78.4%	
10/19	231.26	18,280	79.5%	9,175	74.6%	27,455	77.8%	
10/20	231.08	18,068	78.6%	9,140	74.3%	27,208	77.1%	4
10/21	230.94	17,903	77.8%	9,116	74.1%	27,019	76.5%	
10/22	230.81	17,751	77.2%	9,081	73.8%	26,832	76.0%	
10/23	230.65	17,562	76.4%	9,046	73.5%	26,608	75.4%	
10/24	230.46	17,339	75.4%	9,010	73.2%	26,349	74.8%	
10/25	230.27	17,116	74.4%	8,975	72.9%	26,091	73.9%	
10/26	230.09	16,904	73.5%	8,934	72.6%	25,838	73.2%	
10/27	229.87	16,677	72.5%	8,899	72.3%	25,576	72.4%	9
10/28	229.67	16,655	72.4%	8,963	72.8%	25,618	72.6%	
10/29	229.92	16,600	72.2%	8,946	72.7%	25,546	72.4%	
10/30	229.97	16,435	71.5%	8,916	72.5%	25,351	71.9%	
10/31	229.92	16,270	70.7%	8,887	72.2%	25,157	71.3%	
11/1	229.37	16,106	70.0%	8,852	71.9%	24,958	70.7%	
11/2	229.21	15,930	69.3%	8,816	71.6%	24,746	70.1%	
11/3	229.06	15,765	68.5%	8,781	71.4%	24,546	69.5%	
11/4	228.89	15,578	67.7%	8,740	71.0%	24,318	68.9%	
11/5	228.74	15,414	67.0%	8,705	70.7%	24,119	68.3%	
11/6	228.59	15,249	66.3%	8,669	70.4%	23,918	67.7%	
11/7	228.42	15,062	65.5%	8,664	70.4%	23,726	67.2%	
11/8	228.31	14,941	65.0%	8,646	70.3%	23,587	66.8%	
11/9	228.14	14,755	64.2%	8,617	70.0%	23,372	66.2%	
11/10	227.96	14,560	63.3%	8,591	69.7%	23,141	65.5%	2
11/11	227.83	14,428	62.7%	8,546	69.4%	22,974	65.1%	
11/12	227.67	14,265	62.0%	8,511	69.2%	22,776	64.5%	
11/13	227.51	14,102	61.3%	8,470	68.8%	22,572	63.9%	
11/14	227.33	13,918	60.5%	8,434	68.5%	22,352	63.3%	
11/15	227.12	13,704	59.6%	8,434	68.5%	22,138	62.7%	
11/16	226.92	13,501	58.7%	8,405	68.3%	21,906	62.0%	2
11/17	226.78	13,358	58.1%	8,428	68.5%	21,786	61.7%	16
11/18	226.87	13,450	58.5%	8,428	68.5%	21,878	62.0%	
11/19	226.87	13,450	58.5%	8,376	68.1%	21,826	61.8%	
11/20	226.76	13,338	58.0%	8,327	67.7%	21,665	61.4%	
11/21	226.57	13,144	57.1%	8,294	67.4%	21,438	60.7%	
11/22	226.39	12,961	56.4%	8,251	67.0%	21,212	60.1%	
11/23	226.16	12,727	55.3%	8,214	66.7%	20,941	59.3%	
11/24	225.96	12,527	54.5%	8,181	66.5%	20,708	58.7%	
11/25	225.76	12,341	53.7%	8,144	66.2%	20,485	58.0%	
11/26	225.54	12,136	52.8%	8,106	65.9%	20,242	57.3%	
11/27	225.29	11,904	51.8%	8,063	65.5%	19,967	56.6%	1
11/28	225.06	11,690	50.8%	8,025	65.2%	19,715	55.8%	2
11/29	224.86	11,504	50.0%	7,993	65.0%	19,497	55.2%	
11/30	224.62	11,281	49.0%	7,955	64.6%	19,236	54.5%	
12/1	224.39	11,067	48.1%	7,928	64.4%	18,995	53.8%	
12/2	224.11	10,806	47.0%	7,896	64.2%	18,702	53.0%	
12/3	223.87	10,595	46.1%	7,853	63.8%	18,448	52.3%	
12/4	223.62	10,385	45.2%	7,810	63.5%	18,195	51.5%	
12/5	223.32	10,133	44.1%	7,778	63.2%	17,911	50.7%	3
12/6	223.11	9,957	43.3%	7,762	63.1%	17,719	50.2%	
12/7	222.93	9,806	42.6%	7,745	62.9%	17,551	49.7%	2
12/8	222.77	9,672	42.1%	7,729	62.8%	17,401	49.3%	
12/9	222.52	9,462	41.1%	7,697	62.5%	17,159	48.6%	
12/10	222.31	9,286	40.4%	7,654	62.2%	16,940	48.0%	19
12/11	222.09	9,102	39.6%	7,611	61.8%	16,713	47.3%	
12/12	222.03	9,051	39.4%	7,740	62.9%	16,791	47.6%	4
12/13	222.18	9,177	39.9%	7,805	63.4%	16,982	48.1%	
12/14	222.11	9,118	39.6%	7,810	63.5%	16,928	47.9%	7
12/15	221.96	8,996	39.1%	7,832	63.6%	16,828	47.7%	3
12/16	222.01	9,034	39.3%	7,891	64.1%	16,925	47.9%	3
12/17	222.14	9,143	39.8%	7,939	64.5%	17,082	48.4%	
12/18	222.16	9,160	39.8%	7,939	64.5%	17,099	48.4%	
12/19	222.03	9,051	39.4%	7,939	64.5%	16,990	48.1%	
12/20	221.85	8,913	38.8%	7,928	64.4%	16,841	47.7%	
12/21	221.67	8,777	38.2%	7,907	64.3%	16,684	47.3%	1
12/22	221.48	8,633	37.5%	7,885	64.1%	16,518	46.8%	
12/23	221.27	8,474	36.8%	7,858	63.9%	16,332	46.3%	
12/24	221.05	8,308	36.1%	7,832	63.6%	16,140	45.7%	
12/25	220.92	8,134	35.4%	7,805	63.4%	15,939	45.1%	
12/26	220.61	7,975	34.7%	7,772	63.2%	15,747	44.6%	
12/27	220.42	7,832	34.1%	7,740	62.9%	15,572	44.1%	
12/28	220.27	7,718	33.6%	7,708	62.6%	15,426	43.7%	
12/29	220.15	7,627	33.2%	7,643	62.1%	15,270	43.3%	
12/30	219.98	7,500	32.6%	7,557	61.4%	15,057	42.6%	
12/31	219.85	7,412	32.2%	7,476	60.8%	14,888	42.2%	

速報値

令和5年

期 間	H30 三川	H31 三川	R 2 三川	R 3 三川	R 4 三川	過去5年 平均	令和5年				期 間
							R 5 三川	R 5 賀茂	R 5 甲山	R 5 七社	
01 01-10	17	0	15	0	0	6.4	1	1	1	0	01-10
01 11-20	10	3	1	2	4	4.0	16	19	17	11	01 11-20
01 21-31	9	15	52	36	6	23.6	5	4	4	4	01 21-31
02 01-10	10	8	1	12	2	6.6	5	6	6	3	02 01-10
02 11-20	0	12	26	21	2	12.2	25	27	25	14	02 11-20
02 21-29	15	13	18	10	2	11.6	0	0	0	0	02 21-28
03 01-10	59	49	59	27	16	42.0	5	5	4	4	03 01-10
03 11-20	49	23	6	10	42	26.0	34	31	33	28	03 11-20
03 21-31	36	4	31	28	31	26.0	17	15	16	20	03 21-31
04 01-10	11	30	41	15	0	19.4	76	96	81	62	04 01-10
04 11-20	21	4	124	24	80	50.6	54	47	53	44	04 11-20
04 21-30	68	45	1	61	82	51.4	93	90	97	78	04 21-30
05 01-10	68	4	35	20	0	25.4	143	138	143	117	05 01-10
05 11-20	64	26	73	104	34	60.2	36	36	36	41	05 11-20
05 21-31	11	7	7	36	3	12.8	56	44	45	35	05 21-31
06 01-10	43	42	6	44	51	37.2	77	72	72	80	06 01-10
06 11-20	57	30	171	70	20	69.6	19	34	18	6	06 11-20
06 21-30	34	22	30	28	20	26.8	81	66	75	44	06 21-30
07 01-10	415	47	184	133	24	160.6	208	223	227	196	07 01-10
07 11-20	23	151	131	77	145	105.4	14	3	8	2	07 11-20
07 21-31	21	63	68	0	5	31.4	10	0	7	2	07 21-31
08 01-10	0	7	0	60	5	14.4	11	9	14	11	08 01-10
08 11-20	22	65	12	450	135	136.8	11	44	17	19	08 11-20
08 21-31	30	117	2	5	26	36.0	31	48	44	78	08 21-31
09 01-10	177	23	24	165	22	82.2	15	30	48	8	09 01-10
09 11-20	44	6	53	55	133	58.2	27	50	45	7	09 11-20
09 21-30	158	26	67	1	34	57.2	3	2	3	0	09 21-30
10 01-10	4	31	12	0	19	13.2	13	9	9	9	10 01-10
10 11-20	14	39	12	3	0	13.6	4	2	1	0	10 11-20
10 21-31	14	65	54	15	0	29.6	9	26	14	11	10 21-31
11 01-10	12	0	23	42	2	15.8	6	6	8	4	11 01-10
11 11-20	0	11	0	0	5	3.2	18	16	16	9	11 11-20
11 21-30	4	0	6	47	30	17.4	3	3	3	0	11 21-30
12 01-10	42	13	0	0	0	11.0	5	6	8	6	12 01-10
12 11-20	26	10	0	14	1	10.2	36	36	35	27	12 11-20
12 21-31	3	15	29	1	13	12.2	4	3	4	0	12 21-31
合 計	1,591	1,026	1,374	1,616	994	1,320					合 計

