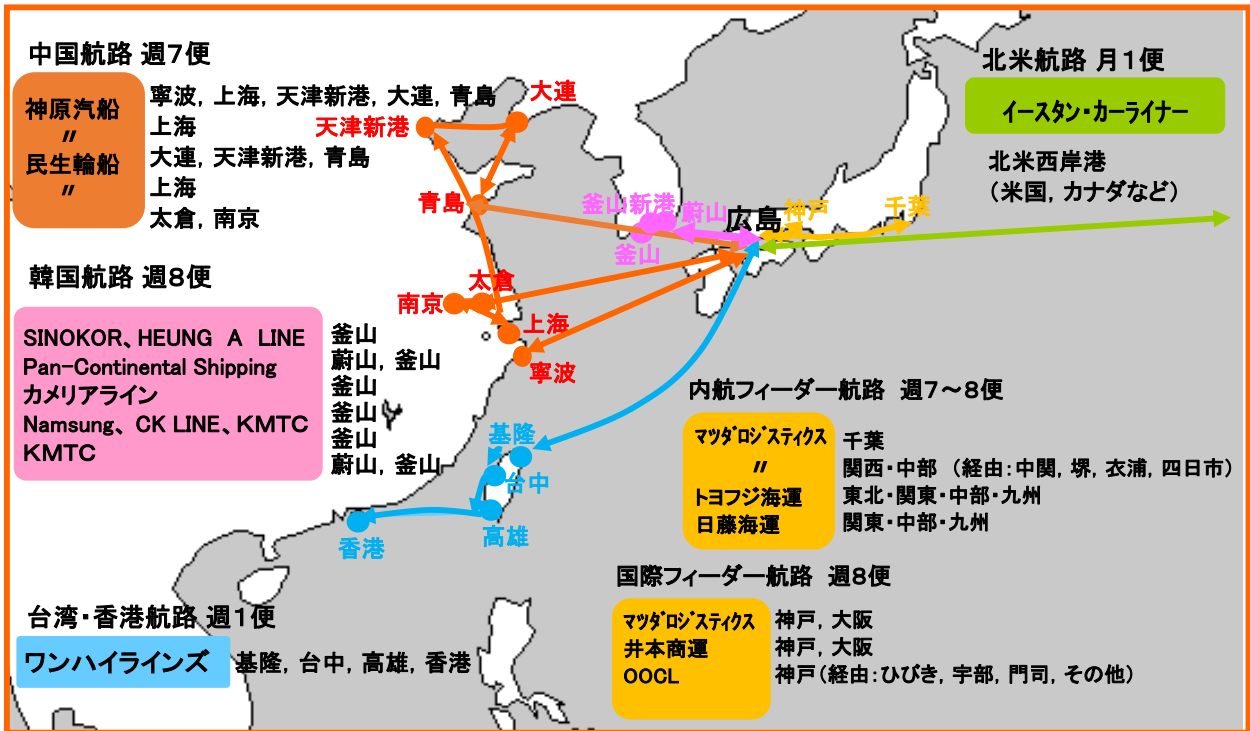


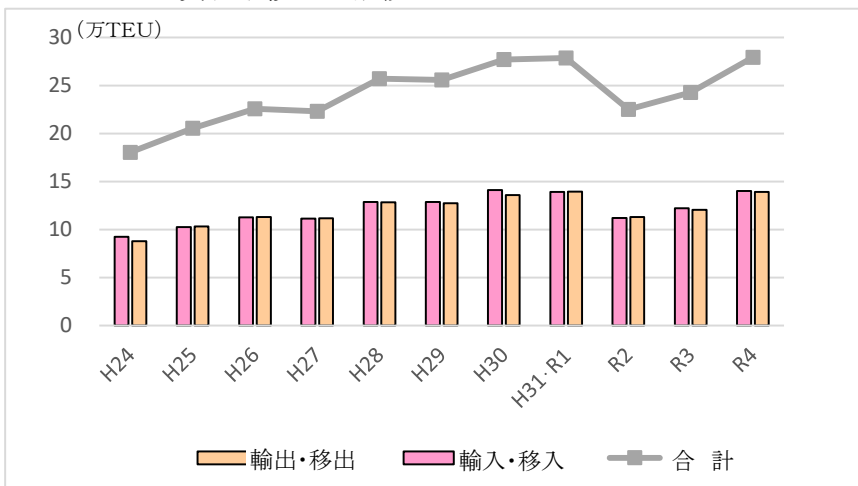
(3) 港勢

ア 航路網



イ コンテナ貨物取扱量の推移

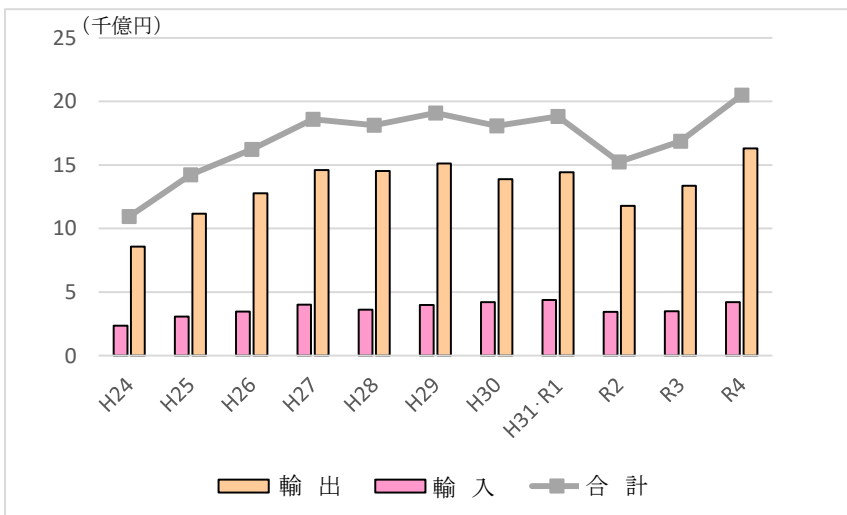
(単位・TEU)



年	輸出・移出	輸入・移入	計
H24	87,943	92,524	180,467
H25	103,140	102,465	205,605
H26	113,021	112,755	225,776
H27	111,575	111,394	222,969
H28	128,233	128,857	257,090
H29	127,296	128,572	255,868
H30	135,863	141,028	276,891
H31-R1	139,379	139,284	278,663
R2	112,992	111,961	224,953
R3	120,525	122,242	242,767
R4	139,304	140,018	279,322

ウ 貿易額の推移(資料:神戸税関HPより)

(単位・百万円)



年	輸出	輸入	計
H24	858,071	236,191	1,094,262
H25	1,117,759	305,969	1,423,727
H26	1,277,373	346,570	1,623,944
H27	1,459,743	401,018	1,860,761
H28	1,453,488	360,445	1,813,933
H29	1,512,754	397,470	1,910,224
H30	1,388,603	419,901	1,808,505
H31-R1	1,443,645	438,558	1,882,204
R2	1,178,888	344,729	1,523,617
R3	1,336,801	349,800	1,686,602
R4	1,630,563	420,123	2,050,686