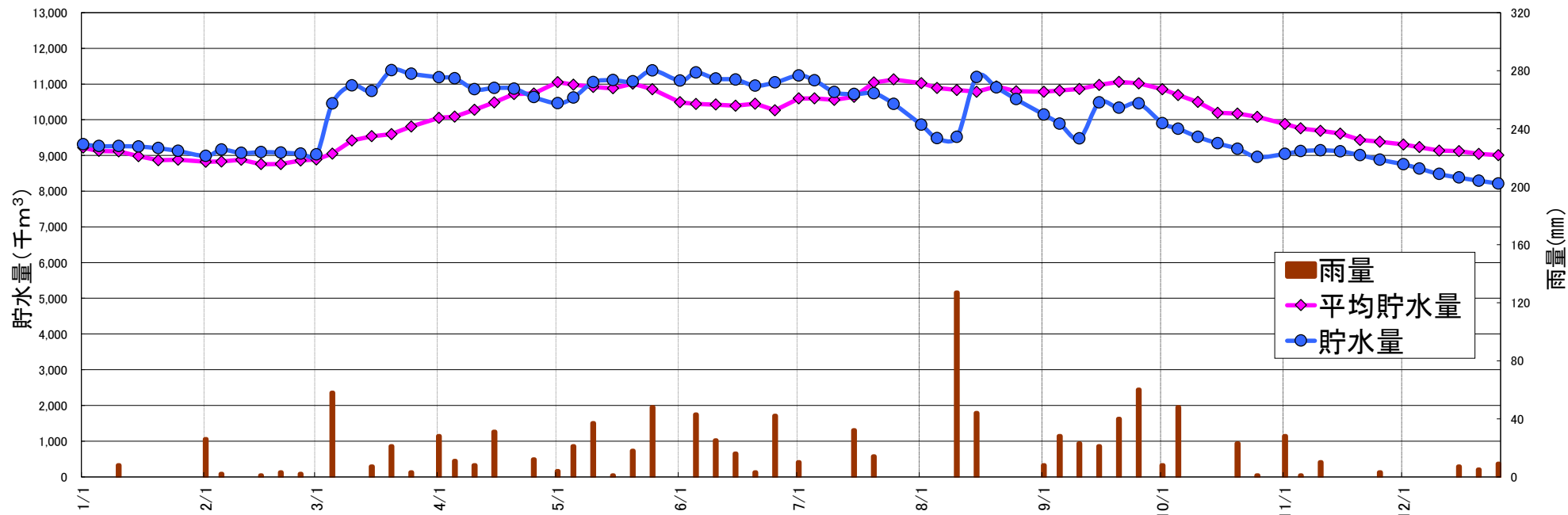


三川ダム貯水状況(令和7年)

速報値

1月雨量 8 mm 平年 40 mm 平年比 20%	2月雨量 34 mm 平年 46 mm 平年比 74%	3月雨量 116 mm 平年 82 mm 平年比 141%	4月雨量 67 mm 平年 94 mm 平年比 71%	5月雨量 77 mm 平年 122 mm 平年比 63%	6月雨量 139 mm 平年 175 mm 平年比 79%	7月雨量 46 mm 平年 222 mm 平年比 21%	8月雨量 179 mm 平年 124 mm 平年比 144%	9月雨量 180 mm 平年 150 mm 平年比 120%	10月雨量 100 mm 平年 97 mm 平年比 103%	11月雨量 14 mm 平年 57 mm 平年比 25%	12月雨量 21 mm 平年 49 mm 平年比 43%
-------------------------------------	--------------------------------------	--	--------------------------------------	---------------------------------------	--	---------------------------------------	---	---	---	---------------------------------------	---------------------------------------



月日	貯水量	貯水率	平均貯水量	雨量
R7/1/1	9,310	75.7%	9,218	
5	9,263	75.3%	9,126	
10	9,263	75.3%	9,117	8
15	9,251	75.2%	8,981	
20	9,204	74.8%	8,869	
25	9,128	74.2%	8,882	
2/1	8,987	73.0%	8,822	26
5	9,163	74.5%	8,831	2
10	9,069	73.7%	8,879	
15	9,093	73.9%	8,757	1
20	9,081	73.8%	8,763	3
25	9,052	73.6%	8,860	2
3/1	9,028	73.4%	8,888	
5	10,457	85.0%	9,051	58
10	10,964	89.1%	9,421	
15	10,808	87.8%	9,537	7
20	11,387	92.5%	9,597	21
25	11,285	91.7%	9,808	3
4/1	11,190	90.9%	10,050	28
5	11,161	90.7%	10,090	11
10	10,855	88.2%	10,280	8
15	10,891	88.5%	10,484	31
20	10,869	88.3%	10,722	
25	10,633	86.4%	10,735	12
5/1	10,463	85.0%	11,056	4
5	10,620	86.3%	10,982	21
10	11,052	89.8%	10,921	37
15	11,110	90.3%	10,879	1
20	11,074	90.0%	11,009	18
25	11,380	92.5%	10,855	48
6/1	11,096	90.2%	10,489	
5	11,322	92.0%	10,445	43
10	11,154	90.6%	10,425	25
15	11,125	90.4%	10,392	16
20	10,957	89.0%	10,449	3
25	11,044	89.7%	10,265	42
7/1	11,241	91.3%	10,595	10
5	11,103	90.2%	10,599	
10	10,776	87.6%	10,558	
15	10,717	87.1%	10,639	32
20	10,743	87.3%	11,043	14
25	10,444	84.9%	11,129	
8/1	9,858	80.1%	11,026	
5	9,481	77.0%	10,891	
10	9,522	77.4%	10,834	127
15	11,198	91.0%	10,786	44
20	10,906	88.6%	10,931	
25	10,574	85.9%	10,795	
9/1	10,144	82.4%	10,783	8
5	9,890	80.4%	10,820	28
10	9,475	77.0%	10,863	23
15	10,483	85.2%	10,974	21
20	10,333	84.0%	11,060	40
25	10,457	85.0%	11,016	60
10/1	9,903	80.5%	10,852	8
5	9,747	79.2%	10,691	48
10	9,516	77.3%	10,496	
15	9,339	75.9%	10,195	
20	9,187	74.7%	10,175	23
25	8,957	72.8%	10,079	1
11/1	9,046	73.5%	9,885	28
5	9,122	74.1%	9,758	1
10	9,146	74.3%	9,692	10
15	9,116	74.1%	9,615	
20	9,010	73.2%	9,437	
25	8,881	72.2%	9,386	3
12/1	8,752	71.1%	9,303	
5	8,634	70.2%	9,232	
10	8,481	68.9%	9,139	
15	8,381	68.1%	9,122	7
20	8,294	67.4%	9,046	5
25	8,214	66.7%	9,010	9

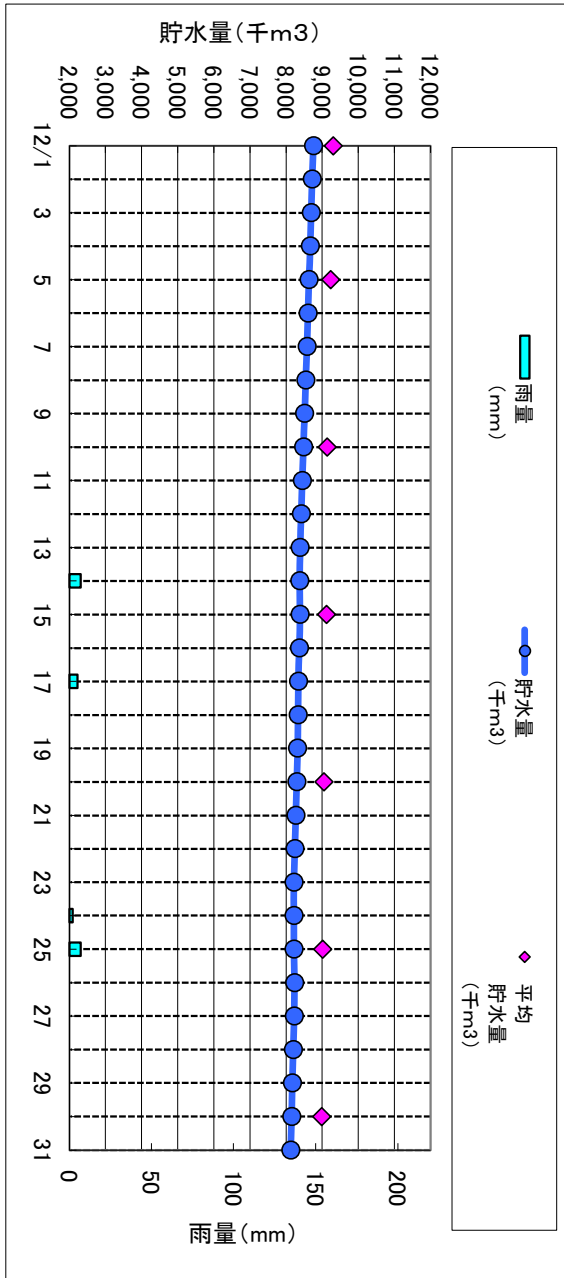
貯水量：当日9:00現在(千m³)
 雨量：半旬毎の雨量合計(mm)
 平均貯水量：当日9:00における過去10年(H27～R6)の平均値(千m³)
 平年：1991(H3)～2020(R2)の30年間の平均値

三川ダム状況(令和7年12月)

月日	貯水量 (千m ³)	貯水率 (%)	平均貯水量 (千m ³)	雨量 (mm)
12/1	8,752	71.1	9,303	0
2	8,722	70.9		0
3	8,693	70.6		0
4	8,664	70.4		0
5	8,634	70.2	9,232	0
6	8,605	69.9		0
7	8,575	69.7		0
8	8,540	69.4		0
9	8,511	69.2		0
10	8,481	68.9	9,139	0
11	8,446	68.6		0
12	8,417	68.4		0
13	8,387	68.2		0
14	8,376	68.1		7
15	8,381	68.1	9,122	0
16	8,364	68.0		0
17	8,337	67.7		5
18	8,332	67.7		0
19	8,316	67.6		0
20	8,294	67.4	9,046	0
21	8,267	67.2		0
22	8,241	67.0		0
23	8,214	66.7		0
24	8,214	66.7		2
25	8,214	66.7	9,010	7
26	8,230	66.9		0
27	8,219	66.8		0
28	8,198	66.6		0
29	8,171	66.4		0
30	8,149	66.2	8,988	0
31	8,122	66.0		0

雨量(mm)	21
平年(mm)	49
平年比(%)	43

貯水量は午前9時の値



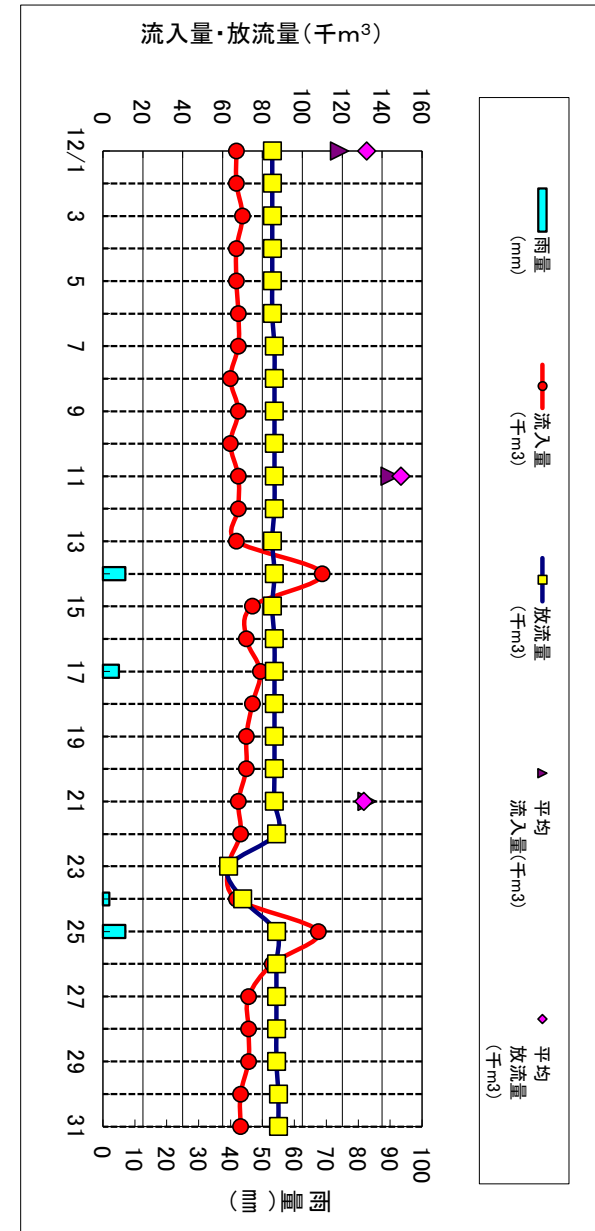
月日	雨量 (mm)	流入量 (千m ³)	平均 流入量 (千m ³)	放流量 (千m ³)	平均 放流量 (千m ³)	補給 量(千 m ³)
12/1	0	67	119	85	132	18
2	0	67		85		18
3	0	70		85		15
4	0	67		85		18
5	0	67		85		18
6	0	68	144	85	150	17
7	0	68		86		18
8	0	64		86		22
9	0	68		86		18
10	0	64		86		22
11	0	68	132	86	131	18
12	0	68		86		18
13	0	67		85		18
14	7	110		86		-24
15	0	75		85		10
16	0	72	86	14		
17	5	79	86	7		
18	0	75	86	11		
19	0	72	86	14		
20	0	72	86	14		
21	0	68	86	18		
22	0	69	87	18		
23	0	63	63	0		
24	2	67	70	3		
25	7	108	87	-21		
26	0	85	87	2		
27	0	73	87	14		
28	0	73	87	14		
29	0	73	87	14		
30	0	69	88	19		
31	0	69	88	19		

流入量: 日量(千m³/日)

放流量: 日量(千m³/日)

平均流入量: 過去10年(H27~R6)の旬別平均流入量

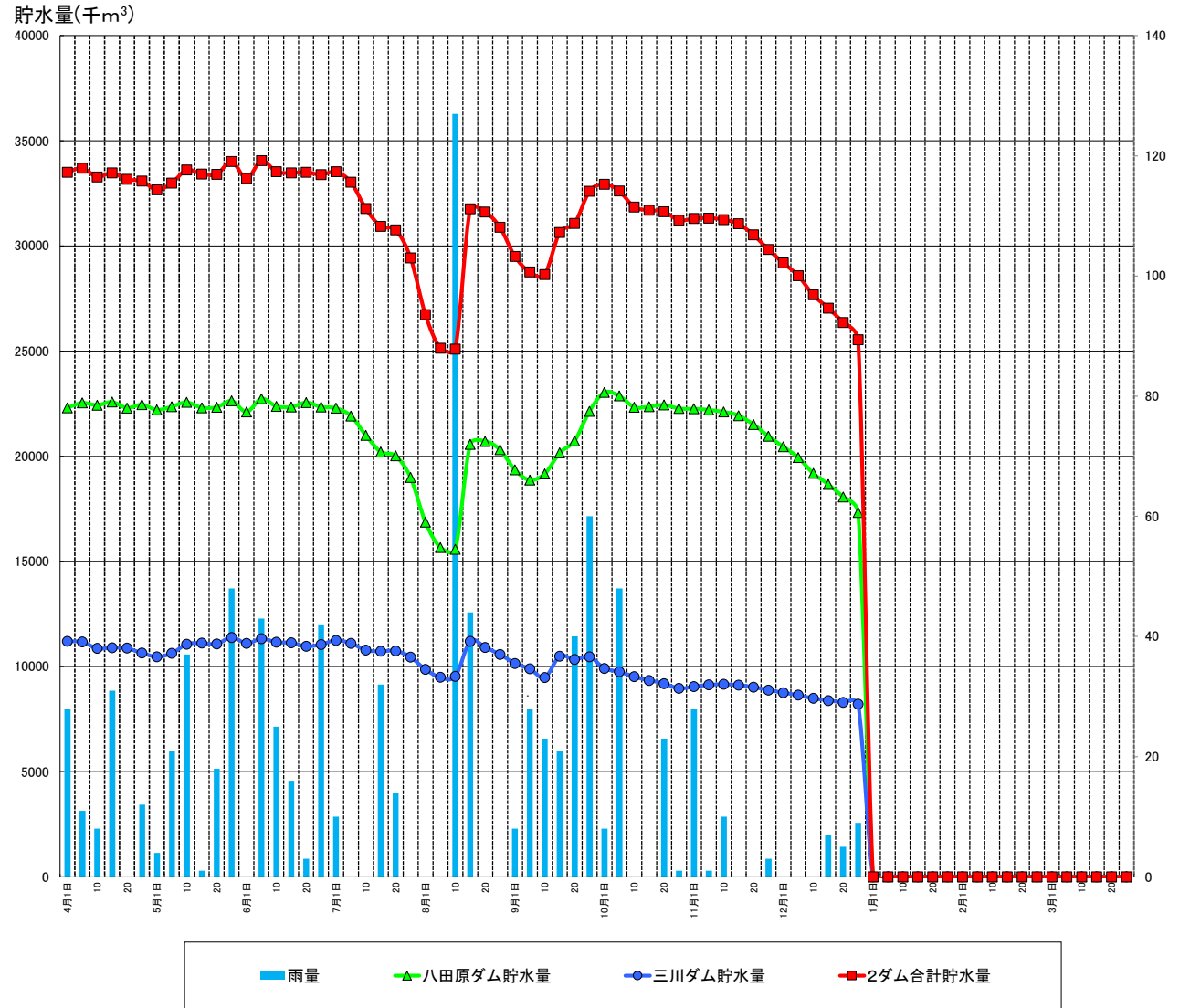
平均放流量: 過去10年(H27~R6)の旬別平均放流量



八田原ダム、三川ダムの貯水状況(令和7年度)

項目 月日	八田原ダム			三川ダム		2ダム合計		雨量 三川 (mm)	備考
	貯水位 EL. (m)	貯水量 (千m ³)	貯水率	貯水量 (千m ³)	貯水率	貯水量 (千m ³)	貯水率		
4月1日	234.48	22,304	97.0%	11,190	90.9%	33,494	94.9%	28	
5	234.65	22,531	98.0%	11,161	90.7%	33,692	95.4%	11	
10	234.57	22,424	97.5%	10,855	88.2%	33,279	94.3%	8	
15	234.68	22,572	98.1%	10,891	88.5%	33,463	94.8%	31	
20	234.47	22,290	96.9%	10,869	88.3%	33,159	93.9%	0	
25	234.59	22,451	97.6%	10,633	86.4%	33,084	93.7%	12	
5月1日	234.40	22,197	96.5%	10,463	85.0%	32,660	92.5%	4	
5	234.52	22,357	97.2%	10,620	86.3%	32,977	93.4%	21	
10	234.67	22,558	98.1%	11,052	89.8%	33,610	95.2%	37	
15	234.48	22,304	97.0%	11,110	90.3%	33,414	94.6%	1	
20	234.50	22,331	97.1%	11,074	90.0%	33,405	94.6%	18	
25	234.72	22,625	98.4%	11,380	92.5%	34,005	96.3%	48	
6月1日	234.33	22,103	96.1%	11,096	90.2%	33,199	94.0%	0	
5	234.80	22,732	98.8%	11,322	92.0%	34,054	96.5%	43	
10	234.53	22,371	97.3%	11,154	90.6%	33,525	95.0%	25	
15	234.51	22,344	97.1%	11,125	90.4%	33,469	94.8%	16	
20	234.66	22,545	98.0%	10,957	89.0%	33,502	94.9%	3	
25	234.51	22,344	97.1%	11,044	89.7%	33,388	94.6%	42	
7月1日	234.46	22,277	96.9%	11,241	91.3%	33,518	94.9%	10	
5	234.19	21,915	95.3%	11,103	90.2%	33,018	93.5%	0	
10	233.47	20,995	91.3%	10,776	87.6%	31,771	90.0%	0	
15	232.84	20,204	87.8%	10,717	87.1%	30,921	87.6%	32	
20	232.69	20,016	87.0%	10,743	87.3%	30,759	87.1%	14	
25	231.86	18,985	82.5%	10,444	84.9%	29,429	83.4%	0	
8月1日	230.06	16,869	73.3%	9,858	80.1%	26,727	75.7%	0	
5	228.96	15,655	68.1%	9,481	77.0%	25,136	71.2%	0	
10	228.88	15,567	67.7%	9,522	77.4%	25,089	71.1%	127	
15	233.12	20,556	89.4%	11,198	91.0%	31,754	89.9%	44	
20	233.24	20,706	90.0%	10,906	88.6%	31,612	89.5%	0	
25	232.92	20,305	88.3%	10,574	85.9%	30,879	87.5%	0	
9月1日	232.16	19,351	84.1%	10,144	82.4%	29,495	83.5%	8	
5	231.76	18,868	82.0%	9,890	80.4%	28,758	81.5%	28	
10	232.01	19,163	83.3%	9,475	77.0%	28,638	81.1%	23	
15	232.80	20,154	87.6%	10,483	85.2%	30,637	86.8%	21	
20	233.26	20,732	90.1%	10,333	84.0%	31,065	88.0%	40	
25	234.35	22,130	96.2%	10,457	85.0%	32,587	92.3%	60	
10月1日	235.02	23,027	100.1%	9,903	80.5%	32,930	93.3%	8	
5	234.90	22,866	99.4%	9,747	79.2%	32,613	92.4%	48	
10	234.50	22,331	97.1%	9,516	77.3%	31,847	90.2%	0	
15	234.52	22,357	97.2%	9,339	75.9%	31,696	89.8%	0	
20	234.58	22,438	97.6%	9,187	74.7%	31,625	89.6%	23	
25	234.45	22,264	96.8%	8,957	72.8%	31,221	88.4%	1	
11月1日	234.44	22,250	96.7%	9,046	73.5%	31,296	88.6%	28	
5	234.40	22,197	96.5%	9,122	74.1%	31,319	88.7%	1	
10	234.33	22,103	96.1%	9,146	74.3%	31,249	88.5%	10	
15	234.20	21,929	95.3%	9,116	74.1%	31,045	87.9%	0	
20	233.88	21,510	93.5%	9,010	73.2%	30,520	86.4%	0	
25	233.43	20,945	91.1%	8,881	72.2%	29,826	84.5%	3	
12月1日	233.03	20,443	88.9%	8,752	71.1%	29,195	82.7%	0	
5	232.63	19,941	86.7%	8,634	70.2%	28,575	80.9%	0	
10	232.03	19,188	83.4%	8,481	68.9%	27,669	78.4%	0	
15	231.58	18,656	81.1%	8,381	68.1%	27,037	76.6%	7	
20	231.07	18,056	78.5%	8,294	67.4%	26,350	74.6%	5	
25	230.45	17,327	75.3%	8,214	66.7%	25,541	72.3%	9	
1月1日									
5									
10									
15									
20									
25									
2月1日									
5									
10									
15									
20									
25									
3月1日									
5									
10									
15									
20									
25									

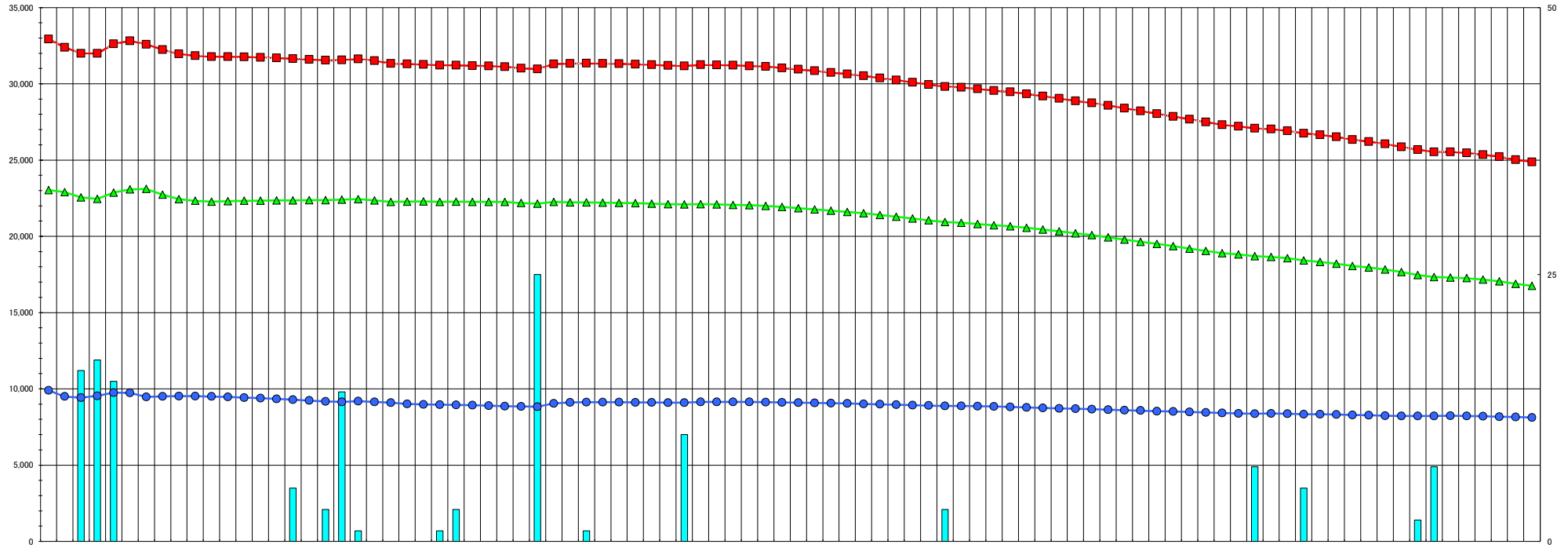

八田原ダム、三川ダムの貯水状況グラフ(令和7年度)



※三川雨量は半旬計, その他の数値は当日午前9時の値を使用
 ※貯水率は八田原ダム23000千t, 三川ダム12306千tを満水として計算

雨量…1日の場合 前月26日～1日
 5日の場合 2日～5日

八田原ダム・三川ダムの貯水状況 (R7年10月 ~ R7年12月)



月日	八田原ダム		三川ダム		2ダム合計		三川雨量 (mm)	備考
	貯水位 EL (m)	貯水量 (千m³)	貯水量 (%)	貯水量 (千m³)	貯水量 (%)	貯水量 (千m³)		
10/1	235.02	23,027	100.1%	9,803	80.5%	32,830	93.3%	
10/2	234.92	22,893	98.5%	9,488	77.2%	32,381	91.7%	
10/3	234.67	22,558	98.1%	9,428	76.8%	31,986	90.8%	16
10/4	234.59	22,461	97.6%	9,545	77.0%	31,996	90.0%	17
10/5	234.90	22,866	98.4%	9,747	76.2%	32,613	92.4%	15
10/6	235.06	23,082	100.4%	9,734	76.1%	32,816	92.9%	
10/7	235.08	23,110	100.5%	9,468	76.9%	32,578	92.3%	
10/8	234.80	22,732	98.8%	9,504	77.2%	32,236	91.3%	
10/9	234.56	22,438	97.6%	9,522	77.4%	31,960	90.5%	
10/10	234.50	22,331	97.1%	9,516	77.3%	31,847	90.2%	
10/11	234.46	22,277	96.9%	9,468	77.2%	31,775	90.0%	
10/12	234.48	22,304	97.0%	9,469	76.9%	31,773	90.0%	
10/13	234.50	22,331	97.1%	9,428	76.8%	31,759	90.0%	
10/14	234.51	22,344	97.1%	9,397	76.3%	31,731	89.8%	
10/15	234.52	22,357	97.2%	9,339	76.9%	31,696	89.8%	
10/16	234.52	22,357	97.2%	9,287	76.5%	31,644	89.6%	5
10/17	234.53	22,371	97.3%	9,234	76.0%	31,605	89.5%	
10/18	234.56	22,411	97.4%	9,151	74.4%	31,562	89.4%	14
10/19	234.58	22,438	97.6%	9,187	74.7%	31,625	89.8%	
10/20	234.58	22,438	97.6%	9,151	74.4%	31,586	89.2%	
10/21	234.52	22,357	97.2%	9,151	74.4%	31,508	88.2%	
10/22	234.44	22,250	96.7%	9,087	73.8%	31,337	86.8%	
10/23	234.46	22,277	96.9%	9,016	73.3%	31,293	86.6%	
10/24	234.47	22,280	96.9%	8,981	73.0%	31,271	86.0%	1
10/25	234.45	22,264	96.8%	8,957	72.8%	31,221	86.4%	
10/26	234.46	22,277	96.9%	8,940	72.6%	31,217	86.4%	3
10/27	234.45	22,264	96.8%	8,922	72.5%	31,168	86.3%	
10/28	234.45	22,264	96.8%	8,899	72.3%	31,163	86.3%	
10/29	234.44	22,250	96.7%	8,863	72.0%	31,113	86.1%	
10/30	234.38	22,188	96.4%	8,948	71.9%	31,029	87.9%	
10/31	234.38	22,143	96.3%	8,834	71.8%	30,977	87.7%	25
11/1	234.44	22,250	96.7%	9,046	73.5%	31,296	88.6%	
11/2	234.42	22,223	96.6%	9,122	74.1%	31,346	88.9%	1
11/4	234.41	22,210	96.6%	9,122	74.1%	31,332	88.7%	
11/5	234.40	22,197	96.5%	9,122	74.1%	31,319	88.7%	
11/8	234.38	22,170	96.4%	9,116	74.1%	31,286	88.6%	
11/7	234.36	22,143	96.3%	9,104	74.0%	31,249	88.5%	
11/6	234.34	22,116	96.2%	9,093	73.9%	31,209	88.4%	
11/9	234.32	22,089	96.0%	9,097	73.8%	31,176	88.3%	10
11/10	234.33	22,103	96.1%	9,146	74.3%	31,249	88.5%	
11/11	234.32	22,089	96.0%	9,151	74.4%	31,240	88.5%	
11/12	234.30	22,063	95.9%	9,151	74.4%	31,214	88.4%	
11/13	234.28	22,036	95.8%	9,140	74.3%	31,176	88.3%	
11/14	234.25	21,996	95.6%	9,134	74.2%	31,130	88.2%	
11/16	234.20	21,929	95.3%	9,116	74.1%	31,045	87.9%	
11/18	234.14	21,846	95.0%	9,099	73.9%	30,947	87.7%	
11/17	234.08	21,766	94.6%	9,091	73.8%	30,849	87.4%	
11/18	234.02	21,688	94.3%	9,057	73.6%	30,745	87.1%	
11/19	233.95	21,598	93.9%	9,040	73.5%	30,638	86.8%	
11/20	233.88	21,510	93.5%	9,010	73.2%	30,520	86.4%	
11/21	233.79	21,397	93.0%	8,997	73.0%	30,384	86.1%	
11/22	233.70	21,284	92.5%	8,983	72.8%	30,247	85.7%	
11/23	233.61	21,171	92.0%	8,934	72.6%	30,105	85.3%	
11/24	233.51	21,046	91.5%	8,905	72.4%	29,951	84.8%	3
11/26	233.43	20,945	91.1%	8,881	72.2%	29,826	84.5%	
11/28	233.38	20,885	90.8%	8,881	72.2%	29,776	84.3%	
11/27	233.32	20,807	90.5%	8,958	72.0%	29,665	84.0%	
11/28	233.20	20,656	89.8%	8,811	71.6%	29,467	83.5%	
11/29	233.12	20,556	89.4%	8,781	71.4%	29,337	83.1%	
12/1	233.03	20,443	88.9%	8,752	71.1%	29,195	82.7%	
12/2	232.94	20,330	88.4%	8,722	70.9%	29,052	82.3%	
12/3	232.83	20,192	87.8%	8,693	70.6%	28,885	81.8%	
12/4	232.74	20,079	87.3%	8,664	70.4%	28,743	81.4%	
12/6	232.63	19,941	86.7%	8,634	70.2%	28,575	80.9%	
12/6	232.51	19,790	86.0%	8,605	69.9%	28,395	80.4%	
12/7	232.38	19,638	85.4%	8,575	69.7%	28,214	79.9%	
12/8	232.28	19,501	84.8%	8,540	69.4%	28,041	79.4%	
12/8	232.16	19,351	84.1%	8,511	69.2%	27,862	78.9%	
12/10	232.03	19,188	83.4%	8,481	68.9%	27,669	78.4%	
12/17	231.30	18,421	80.1%	8,337	67.7%	26,758	76.5%	5
12/18	231.20	18,209	79.2%	8,316	67.6%	26,525	75.1%	
12/20	231.07	18,056	78.5%	8,294	67.4%	26,350	74.5%	
12/21	230.98	17,900	78.0%	8,267	67.2%	26,217	74.3%	
12/22	230.87	17,821	77.5%	8,241	67.0%	26,062	73.8%	
12/23	230.73	17,656	76.8%	8,214	66.7%	25,870	73.3%	
12/24	230.57	17,466	76.3%	8,214	66.7%	25,682	72.7%	2
12/26	230.45	17,327	75.3%	8,214	66.7%	25,541	72.3%	7
12/28	230.43	17,304	75.2%	8,230	66.9%	25,534	72.3%	
12/27	230.38	17,257	75.0%	8,219	66.8%	25,476	72.2%	
12/28	230.31	17,163	74.6%	8,196	66.6%	25,381	71.8%	
12/29	230.21	17,045	74.1%	8,171	66.4%	25,216	71.4%	
12/29	230.07	16,980	73.4%	8,149	66.2%	25,029	70.9%	
12/31	229.96	16,764	72.6%	8,122	66.0%	24,876	70.5%	

速報値

令和7年

期 間	R 2	R 3	R 4	R 5	R 6	過去5年 平均	R 7	R 7	R 7	R 7	期 間	
	三川	三川	三川	三川	三川		三川	賀茂	甲山	七社		
01	01-10	15	0	0	1	2	3.6	8	5	0	7	01-10
	11-20	1	2	4	16	9	6.4	0	0	0	0	01 11-20
	21-31	52	36	6	5	18	23.4	0	0	0	0	01 21-31
02	01-10	1	12	2	5	32	10.4	28	23	23	17	02 01-10
	11-20	26	21	2	25	11	17.0	4	1	2	1	02 11-20
	21-29	18	10	2	0	50	16.0	2	0	2	0	02 21-28
03	01-10	59	27	16	5	20	25.4	58	58	54	48	03 01-10
	11-20	6	10	42	34	32	24.8	28	26	27	20	03 11-20
	21-31	31	28	31	17	79	37.2	30	30	32	35	03 21-31
04	01-10	41	15	0	76	74	41.2	20	18	17	27	04 01-10
	11-20	124	24	80	54	2	56.8	31	35	29	24	04 11-20
	21-30	1	61	82	93	67	60.8	16	16	15	7	04 21-30
05	01-10	35	20	0	143	21	43.8	58	52	59	53	05 01-10
	11-20	73	104	34	36	98	69.0	19	21	20	16	05 11-20
	21-31	7	36	3	56	77	35.8	0	0	51	48	05 21-31
06	01-10	6	44	51	77	50	45.6	68	61	67	85	06 01-10
	11-20	171	70	20	19	63	68.6	19	20	18	27	06 11-20
	21-30	30	28	20	81	121	56.0	52	52	47	34	06 21-30
07	01-10	184	133	24	208	164	142.6	0	9	5	0	07 01-10
	11-20	131	77	145	14	62	85.8	46	47	60	40	07 11-20
	21-31	68	0	5	10	62	29.0	0	0	0	0	07 21-31
08	01-10	0	60	5	11	14	18.0	127	110	111	132	08 01-10
	11-20	12	450	135	11	10	123.6	44	51	57	28	08 11-20
	21-31	2	5	26	31	84	29.6	8	4	16	0	08 21-31
09	01-10	24	165	22	15	1	45.4	51	87	62	66	09 01-10
	11-20	53	55	133	27	36	60.8	61	73	40	41	09 11-20
	21-30	67	1	34	3	36	28.2	68	67	72	72	09 21-30
10	01-10	12	0	19	13	84	25.6	48	50	43	40	10 01-10
	11-20	12	3	0	4	35	10.8	23	18	20	19	10 11-20
	21-31	54	15	0	9	37	23.0	29	24	27	45	10 21-31
11	01-10	23	42	2	6	151	44.8	11	11	10	12	11 01-10
	11-20	0	0	5	18	0	4.6	0	0	0	0	11 11-20
	21-30	6	47	30	3	15	20.2	3	3	6	11	11 21-30
12	01-10	0	0	0	5	1	1.2	0	0	0	0	12 01-10
	11-20	0	14	1	36	3	10.8	12	13	11	4	12 11-20
	21-31	29	1	13	4	1	9.6	9	7	10	8	12 21-31
合計	1,374	1,616	994	1,171	1,622	1,355	981	992	1,013	967	合計	

