

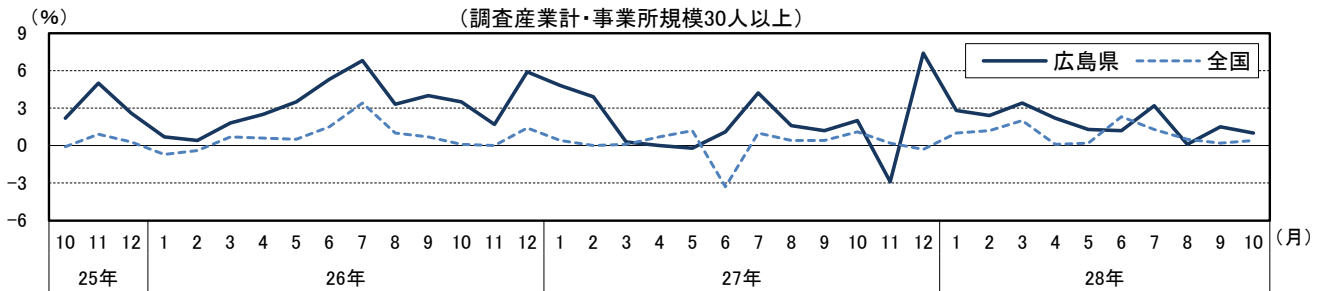
広島県の賃金，労働時間及び雇用の動き

(基幹統計 毎月勤労統計調査地方調査結果)

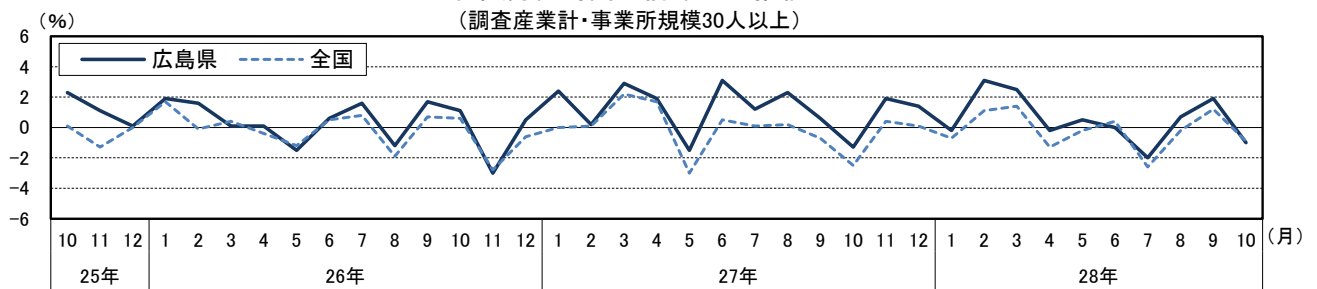
平成 28 年 10 月分(速報)

| (事業所規模 30 人以上) | 前 年 比 |
|----------------|-------|
| 現金給与総額 | 1.0% |
| 総実労働時間 | △1.0% |
| 常用雇用 | 0.1% |

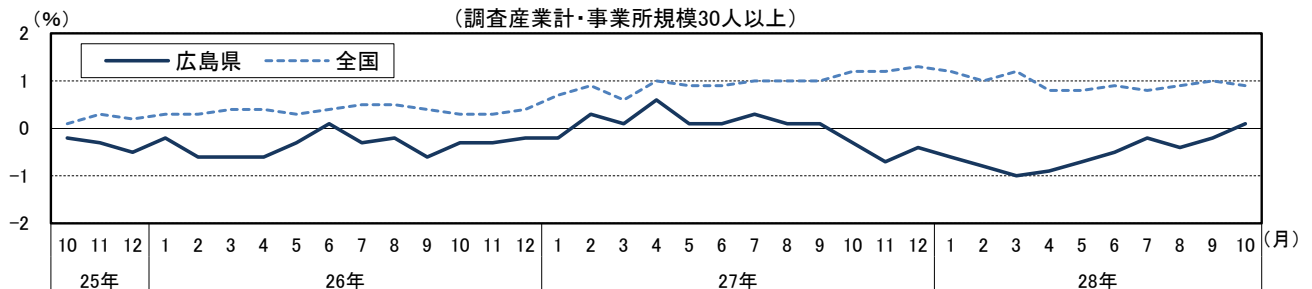
現金給与総額の前年比の推移
(調査産業計・事業所規模30人以上)



総実労働時間の前年比の推移
(調査産業計・事業所規模30人以上)



常用雇用の前年比の推移
(調査産業計・事業所規模30人以上)



CONTENTS

1 結果概要

| | |
|-------------|---|
| (1) 賃金の動き | 1 |
| (2) 労働時間の動き | 2 |
| (3) 雇用の動き | 3 |

2 統計表

| | |
|--------------------------------------|----|
| 第1表 産業、性別常用労働者の1人平均月間現金給与額 | 4 |
| 第2表 産業、性別常用労働者の1人平均月間出勤日数及び実労働時間数 | 5 |
| 第3表 産業、性別常用労働者数及びパートタイム労働者数 | 6 |
| 第4表 事業所規模別賃金、労働時間及び雇用の状況(調査産業計) | 7 |
| 第5表 産業、就業形態別常用労働者の1人平均月間現金給与額 | 8 |
| 第6表 産業、就業形態別常用労働者の1人平均月間出勤日数及び実労働時間数 | 8 |
| 第7表 産業、就業用形態別常用労働者数 | 8 |
| 時系列表第1表 産業別賃金指数(現金給与総額(名目・実質)) | 9 |
| 時系列表第2表 産業別賃金指数(きまって支給する給与(名目・実質)) | 10 |
| 時系列表第3表 産業別賃金指数(所定内給与(名目)) | 11 |
| 時系列表第4表 産業別労働時間指数(総実労働時間) | 12 |
| 時系列表第5表 産業別労働時間指数(所定内労働時間) | 13 |
| 時系列表第6表 産業別労働時間指数(所定外労働時間) | 14 |
| 時系列表第7表 産業別常用雇用指数(常用労働者計) | 15 |
| 時系列表第8表 産業別パートタイム労働者比率 | 16 |
| 時系列表第9表 就業形態別指数(賃金(名目)・労働時間・雇用) | 17 |

◇◇◇ 利用上の注意 ◇◇◇

- ここに公表された数値は、調査事業所からの報告をもとにして、本県の事業所規模5人以上(または30人以上)のすべての事業所に対応するよう復元して算定したものである。
- すべての指数は、平成22年を基準(平成22年平均=100)としている。
- 「前年比」は対前年増減率(%)を掲載している。月次の場合、「前年比」、「前年差」は前年同月と比較している。なお、前年比などの増減率は、指数等により算出しており、実数で計算した場合と必ずしも一致しない。
- 事業所規模5人以上とは、第一種事業所(事業所規模30人以上)に第二種事業所(事業所規模5~29人)の結果を含んだものである。なお、事業所規模は場所単位で区分しており、必ずしも事業所が属する企業規模とは一致しない。(例:第二種事業所には常用労働者1,000人以上の大企業の営業所も該当し得る。)
- 調査対象事業所の交替について
 - 第一種事業所(事業所規模30人以上)については、2~3年ごとに調査対象事業所の交替を行っており、最近では平成27年1月に交替を行っている。
第一種事業所の交替の際には、新・旧調査対象事業所の集計結果にギャップが生じるため、新・旧データの接続性を確保するため、指数及び増減率等について旧調査対象事業所の調査期間分(最近では平成24年2月~平成26年12月)の修正(「ギャップ修正」という。)を行っている。
 - 第二種事業所(事業所規模5~29人)については、半年毎(1月・7月)に調査対象事業所の3分の1ずつの交替を行っているが、これに伴う調整は行っていないので、時系列比較をする場合は留意が必要である。
- 実数については、すでに公表した数値を遡って改訂することは行っていないので、原則として、時系列比較は指数によって行うこと。
- 寄与度グラフについては、データの復元方法やギャップ修正方法等の統計の性質上、実線と構成要素の計が一致しない場合がある。
- 実質賃金指数は、名目賃金指数を広島市の消費者物価指数(持ち家の帰属家賃を除く総合)で除して算出している。

1 結果概要

1 賃金の動き

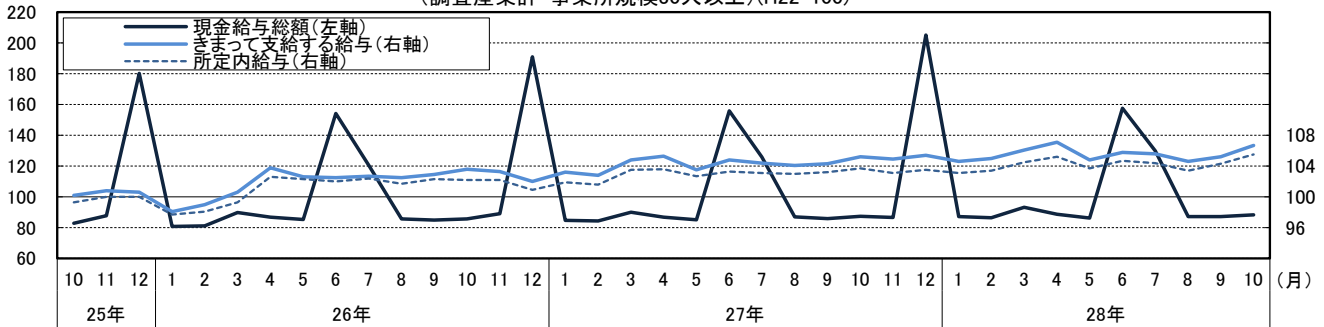
○現金給与総額は、

事業所規模 5人以上では、 266,119 円で前年比 0.5%増 (3ヶ月連続の増加)

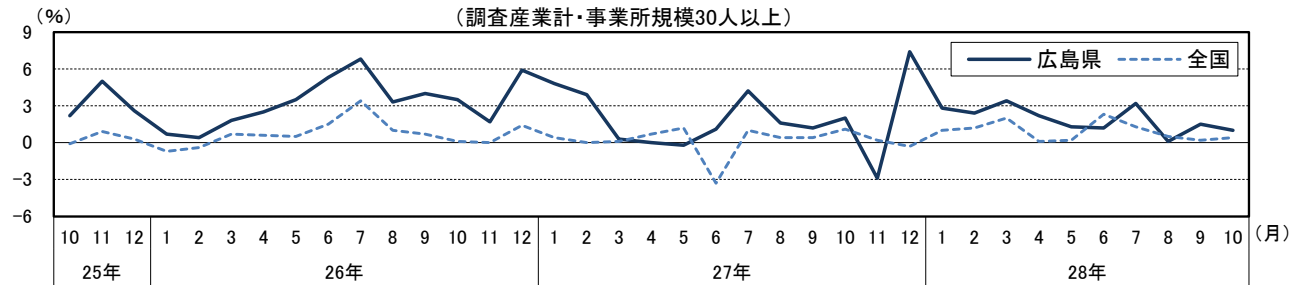
事業所規模 30人以上では、 294,638 円で前年比 1.0%増 (11ヶ月連続の増加)

| 項目 | 5人以上 | | | | | | 30人以上 | | | | | |
|------------|---------|-------|-------|---------|------|-------|---------|-------|--------|---------|-------|-------|
| | 広島県 | | | 全国 | | | 広島県 | | | 全国 | | |
| | 実数 | 指数 | 前年比 | 実数 | 指数 | 前年比 | 実数 | 指数 | 前年比 | 実数 | 指数 | 前年比 |
| 現金給与総額 | 266,119 | 88.9 | 0.5 | 266,802 | 84.2 | 0.1 | 294,638 | 88.4 | 1.0 | 299,120 | 83.5 | 0.4 |
| きまって支給する給与 | 261,334 | 104.7 | 0.3 | 260,336 | 99.0 | 0.1 | 289,940 | 106.7 | 1.4 | 291,114 | 100.5 | 0.4 |
| 所定内給与 | 238,789 | 103.8 | 0.7 | 240,655 | 98.4 | 0.3 | 260,479 | 105.5 | 1.7 | 265,686 | 99.9 | 0.5 |
| 所定外給与 | 22,545 | - | △ 3.4 | 19,681 | - | △ 1.4 | 29,461 | - | △ 0.7 | 25,428 | - | 0.0 |
| 特別に支払われた給与 | 4,785 | - | 11.6 | 6,466 | - | △ 0.5 | 4,698 | - | △ 18.3 | 8,006 | - | △ 0.5 |

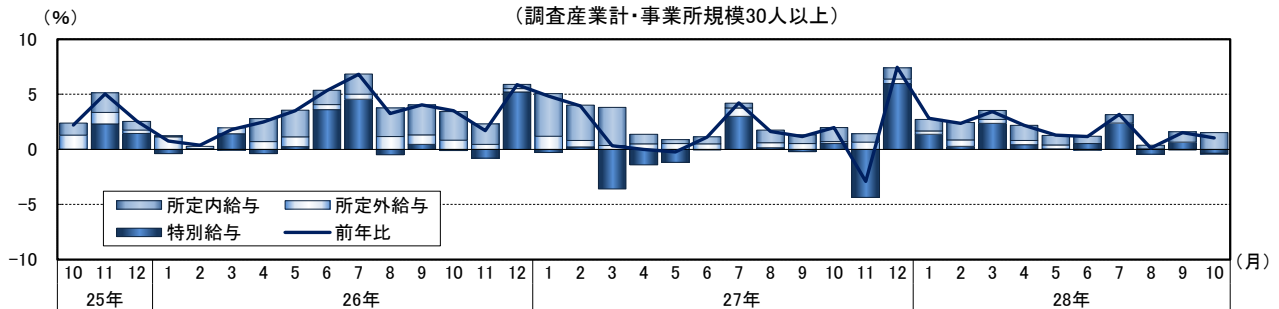
賃金の構成要素別指数の推移
(調査産業計・事業所規模30人以上)(H22=100)



現金給与総額の前年比の推移
(調査産業計・事業所規模30人以上)



【参考】現金給与総額の前年比と構成要素別寄与度の推移
(調査産業計・事業所規模30人以上)



2 労働時間の動き

○総実労働時間は、

事業所規模 5人以上では、 148.2 時間で前年比 1.5%減 (2ヶ月ぶりの減少)

事業所規模 30人以上では、 154.7 時間で前年比 1.0%減 (3ヶ月ぶりの減少)

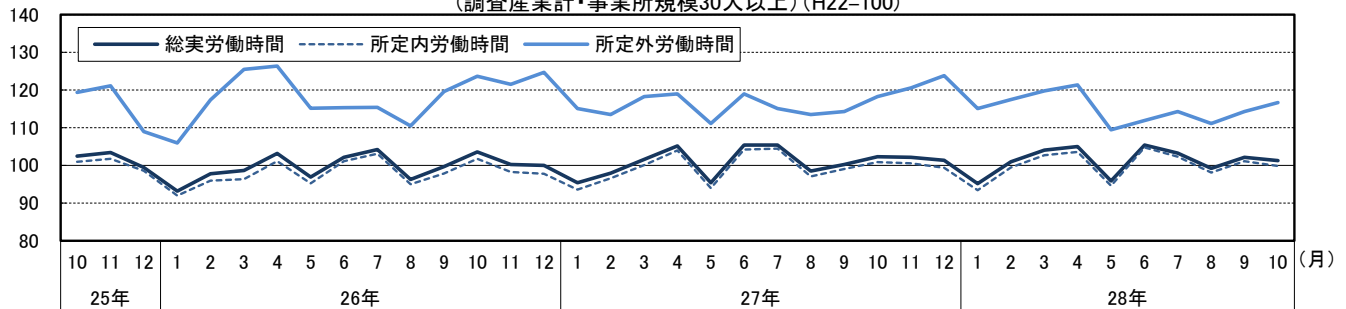
5人以上

30人以上

| 項目 | 広島県 | | | 全国 | | | 広島県 | | | 全国 | | |
|---------|-------|-------|-------|-------|-------|-------|-------|-------|-------|-------|-------|-------|
| | 実数 | 指数 | 前年比 | 実数 | 指数 | 前年比 | 実数 | 指数 | 前年比 | 実数 | 指数 | 前年比 |
| 総実労働時間 | 148.2 | 99.0 | △ 1.5 | 143.4 | 97.8 | △ 0.9 | 154.7 | 101.3 | △ 1.0 | 148.4 | 98.9 | △ 0.9 |
| 所定内労働時間 | 136.0 | 98.1 | △ 1.5 | 132.5 | 97.1 | △ 0.8 | 140.0 | 99.9 | △ 1.0 | 135.6 | 98.3 | △ 0.8 |
| 所定外労働時間 | 12.2 | 110.9 | △ 1.6 | 10.9 | 106.9 | △ 1.7 | 14.7 | 116.7 | △ 1.4 | 12.8 | 105.8 | △ 1.5 |
| うち製造業 | 20.3 | 126.9 | 2.0 | 16.0 | 113.5 | △ 1.8 | 22.3 | 130.4 | 1.8 | 17.9 | 114.0 | 0.0 |
| 出勤日数 | 19.0 | - | △ 0.3 | 18.6 | - | △ 0.1 | 19.2 | - | △ 0.1 | 18.7 | - | △ 0.2 |

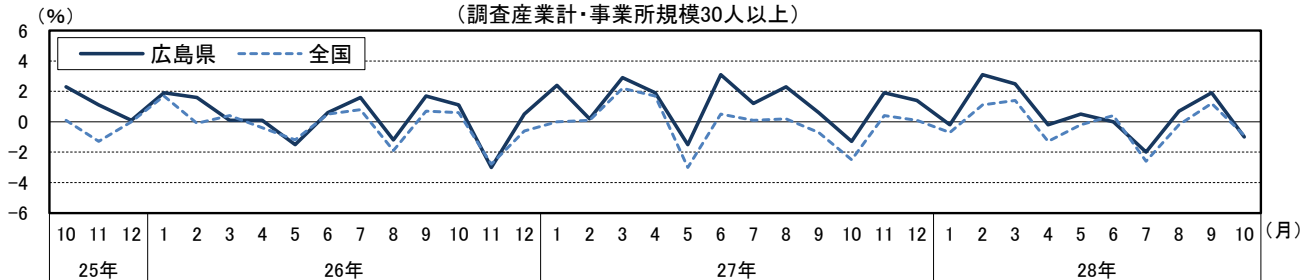
労働時間の構成要素別指数の推移

(調査産業計・事業所規模30人以上) (H22=100)



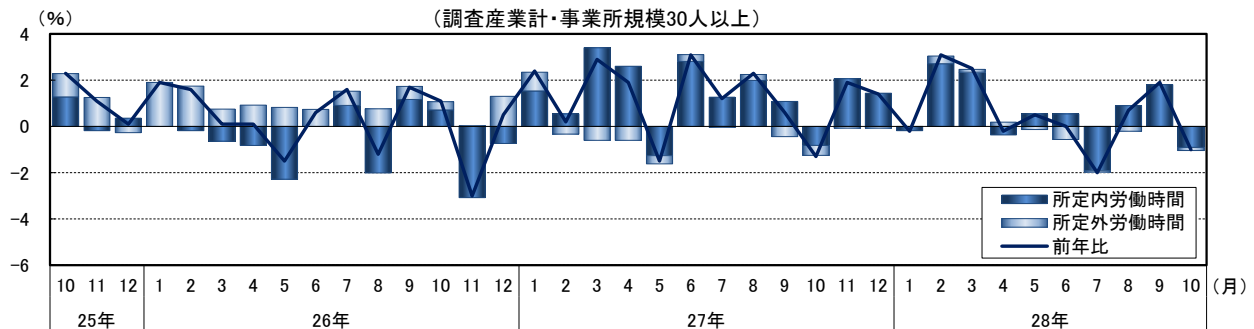
総実労働時間の前年比の推移

(調査産業計・事業所規模30人以上)



【参考】総実労働時間の前年比と構成要素別寄与度の推移

(調査産業計・事業所規模30人以上)



3 雇用の動き

○常用労働者数は、

事業所規模5人以上では、1,001,242人で前年と同水準

事業所規模30人以上では、581,330人で前年比0.1%増 (13ヶ月ぶりの増加)

○一般労働者数は、

事業所規模5人以上では、721,376人で前年比1.0%減 (6ヶ月連続の減少)

事業所規模30人以上では、444,648人で前年比0.1%増 (3ヶ月ぶりの増加)

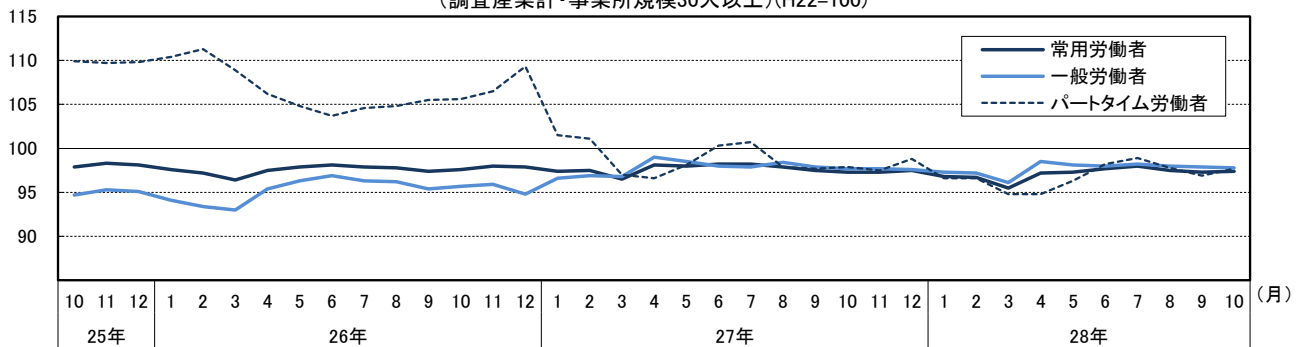
○パートタイム労働者数は、

事業所規模5人以上では、279,866人で前年比2.6%増 (6ヶ月連続の増加)

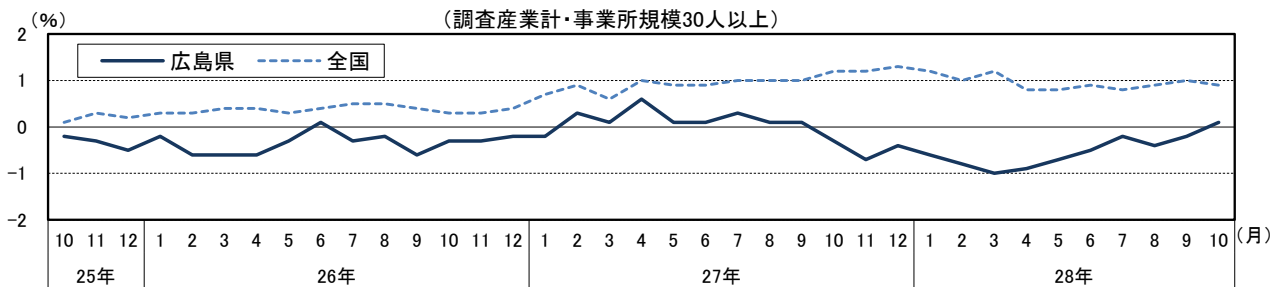
事業所規模30人以上では、136,682人で前年比0.2%減 (32ヶ月連続の減少)

| 項目 | 5人以上 | | | 30人以上 | | | 広島県 | | | 全国 | | |
|-----------|-------------|------|-------|--------------|-------|-----|-------------|------|-------|--------------|-------|-------|
| | 実数 | 指数 | 前年比 | 実数 | 指数 | 前年比 | 実数 | 指数 | 前年比 | 実数 | 指数 | 前年比 |
| | 人 (H22=100) | % | | 千人 (H22=100) | % | | 人 (H22=100) | % | | 千人 (H22=100) | % | |
| 常用労働者数 | 1,001,242 | 99.0 | 0.0 | 49,117 | 108.7 | 2.1 | 581,330 | 97.4 | 0.1 | 27,908 | 102.1 | 0.9 |
| 一般労働者 | 721,376 | 99.1 | △ 1.0 | 34,140 | 104.8 | 2.2 | 444,648 | 97.8 | 0.1 | 20,958 | 100.6 | 1.8 |
| パートタイム労働者 | 279,866 | 99.7 | 2.6 | 14,976 | 118.9 | 1.6 | 136,682 | 97.7 | △ 0.2 | 6,950 | 106.6 | △ 2.0 |

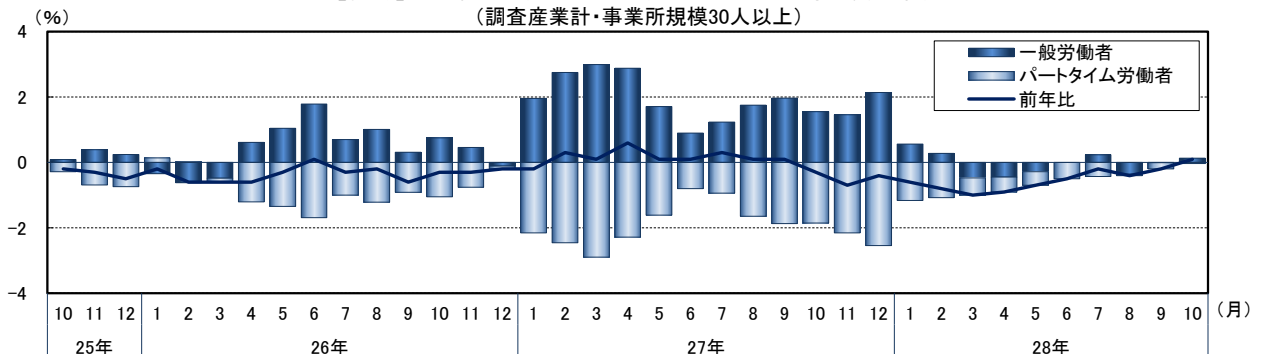
常用雇用の構成要素別指数の推移
(調査産業計・事業所規模30人以上)(H22=100)



常用雇用の前年比の推移
(調査産業計・事業所規模30人以上)



【参考】常用雇用の前年比に対する就業形態別寄与度の推移
(調査産業計・事業所規模30人以上)



2 統計表

第 1 表 産業，性別常用労働者の1人平均月間現金給与額

| 規模 | 産 業 | 計 | | | | | 男 | | | 女 | | |
|------------------|-------------------|-------------|----------------|------------|------------|----------------|-------------|----------------|----------------|-------------|----------------|----------------|
| | | 現金給与 総 額 | きまって支給す る給与 | 所定内 給 与 | 所定外 給 与 | 特別に支払わ れた給与 | 現金給与 総 額 | きまって支給す る給与 | 特別に支払わ れた給与 | 現金給与 総 額 | きまって支給す る給与 | 特別に支払わ れた給与 |
| 5 人 以 上 | TL 調査産業計 | 266,119 | 261,334 | 238,789 | 22,545 | 4,785 | 329,294 | 322,694 | 6,600 | 176,519 | 174,308 | 2,211 |
| | D 建設業 | 345,772 | 345,238 | 314,783 | 30,455 | 534 | 367,572 | 367,071 | 501 | 231,583 | 230,876 | 707 |
| | E 製造業 | 305,207 | 301,616 | 259,089 | 42,527 | 3,591 | 348,952 | 344,866 | 4,086 | 178,680 | 176,521 | 2,159 |
| | F 電気・ガス・熱供給・水道業 | 493,879 | 484,103 | 413,384 | 70,719 | 9,776 | 501,947 | 491,629 | 10,318 | 413,542 | 409,165 | 4,377 |
| | G 情報通信業 | 387,539 | 385,409 | 345,571 | 39,838 | 2,130 | 425,911 | 423,774 | 2,137 | 286,877 | 284,764 | 2,113 |
| | H 運輸業，郵便業 | 245,589 | 244,170 | 203,881 | 40,289 | 1,419 | 266,810 | 265,235 | 1,575 | 135,277 | 134,672 | 605 |
| | I 卸売業，小売業 | 237,411 | 225,705 | 215,374 | 10,331 | 11,706 | 309,979 | 292,478 | 17,501 | 149,881 | 145,166 | 4,715 |
| | J 金融業，保険業 | 310,558 | 299,657 | 277,634 | 22,023 | 10,901 | 440,036 | 423,123 | 16,913 | 217,053 | 210,494 | 6,559 |
| | K 不動産業，物品賃貸業 | 204,256 | 201,532 | 179,584 | 21,948 | 2,724 | 224,885 | 222,197 | 2,688 | 154,952 | 152,142 | 2,810 |
| | L 学術研究，専門・技術サービス業 | 415,921 | 384,669 | 348,440 | 36,229 | 31,252 | 456,668 | 422,030 | 34,638 | 257,475 | 239,390 | 18,085 |
| | M 宿泊業，飲食サービス業 | 109,090 | 109,060 | 103,848 | 5,212 | 30 | 146,720 | 146,679 | 41 | 85,919 | 85,896 | 23 |
| | N 生活関連サービス業，娯楽業 | 222,508 | 205,972 | 197,650 | 8,322 | 16,536 | 312,799 | 290,420 | 22,379 | 151,299 | 139,370 | 11,929 |
| | O 教育，学習支援業 | 350,571 | 350,343 | 344,153 | 6,190 | 228 | 392,878 | 392,666 | 212 | 282,562 | 282,309 | 253 |
| | P 医療，福祉 | 242,175 | 242,137 | 231,141 | 10,996 | 38 | 362,833 | 362,789 | 44 | 206,294 | 206,258 | 36 |
| | Q 複合サービス業 | 274,944 | 273,882 | 262,335 | 11,547 | 1,062 | 335,105 | 333,288 | 1,817 | 204,240 | 204,065 | 175 |
| | R サービス業（他に分類されない） | 240,780 | 238,055 | 212,829 | 25,226 | 2,725 | 289,434 | 285,688 | 3,746 | 144,734 | 144,023 | 711 |

| 規模 | 産 業 | 計 | | | | | 男 | | | 女 | | |
|-------------------|-------------------|-------------|----------------|------------|------------|----------------|-------------|----------------|----------------|-------------|----------------|----------------|
| | | 現金給与 総 額 | きまって支給す る給与 | 所定内 給 与 | 所定外 給 与 | 特別に支払わ れた給与 | 現金給与 総 額 | きまって支給す る給与 | 特別に支払わ れた給与 | 現金給与 総 額 | きまって支給す る給与 | 特別に支払わ れた給与 |
| 30 人 以 上 | TL 調査産業計 | 294,638 | 289,940 | 260,479 | 29,461 | 4,698 | 358,044 | 352,130 | 5,914 | 195,214 | 192,422 | 2,792 |
| | D 建設業 | 432,116 | 431,529 | 393,540 | 37,989 | 587 | 453,681 | 453,374 | 307 | 267,592 | 264,872 | 2,720 |
| | E 製造業 | 318,291 | 315,418 | 266,259 | 49,159 | 2,873 | 358,578 | 355,588 | 2,990 | 186,555 | 184,065 | 2,490 |
| | F 電気・ガス・熱供給・水道業 | 530,568 | 518,628 | 440,320 | 78,308 | 11,940 | 545,248 | 532,359 | 12,889 | 413,542 | 409,165 | 4,377 |
| | G 情報通信業 | 441,498 | 439,513 | 394,905 | 44,608 | 1,985 | 455,245 | 453,143 | 2,102 | 381,704 | 380,229 | 1,475 |
| | H 運輸業，郵便業 | 266,694 | 264,921 | 216,065 | 48,856 | 1,773 | 295,794 | 293,792 | 2,002 | 133,632 | 132,907 | 725 |
| | I 卸売業，小売業 | 229,930 | 213,383 | 202,875 | 10,508 | 16,547 | 326,229 | 298,767 | 27,462 | 145,916 | 138,892 | 7,024 |
| | J 金融業，保険業 | 330,108 | 321,751 | 295,704 | 26,047 | 8,357 | 467,665 | 454,614 | 13,051 | 219,505 | 214,922 | 4,583 |
| | K 不動産業，物品賃貸業 | 268,125 | 261,822 | 237,689 | 24,133 | 6,303 | 335,507 | 327,973 | 7,534 | 174,271 | 169,683 | 4,588 |
| | L 学術研究，専門・技術サービス業 | 409,468 | 408,926 | 358,414 | 50,512 | 542 | 443,975 | 443,314 | 661 | 253,110 | 253,110 | 0 |
| | M 宿泊業，飲食サービス業 | 136,719 | 136,719 | 126,307 | 10,412 | 0 | 188,680 | 188,680 | 0 | 102,373 | 102,373 | 0 |
| | N 生活関連サービス業，娯楽業 | 245,076 | 218,528 | 210,167 | 8,361 | 26,548 | 352,515 | 316,870 | 35,645 | 158,070 | 138,889 | 19,181 |
| | O 教育，学習支援業 | 381,054 | 380,807 | 378,474 | 2,333 | 247 | 413,387 | 413,067 | 320 | 325,481 | 325,360 | 121 |
| | P 医療，福祉 | 275,601 | 275,541 | 260,969 | 14,572 | 60 | 380,634 | 380,580 | 54 | 231,220 | 231,157 | 63 |
| Q 複合サービス業 | 275,906 | 275,712 | 263,112 | 12,600 | 194 | 330,359 | 330,359 | 0 | 191,118 | 190,621 | 497 | |
| R サービス業（他に分類されない） | 237,364 | 233,446 | 207,105 | 26,341 | 3,918 | 289,242 | 283,627 | 5,615 | 146,530 | 145,584 | 946 | |

第 2 表 産業、性別常用労働者の1人平均月間出勤日数及び実労働時間数

| 規模 | 産 業 | | 計 | | | | 男 | | | | 女 | | | |
|------------------|-----------------|-----------------|-------|--------|---------|---------|-------|--------|---------|---------|-------|--------|---------|---------|
| | | | 出勤日数 | 総実労働時間 | 所定内労働時間 | 所定外労働時間 | 出勤日数 | 総実労働時間 | 所定内労働時間 | 所定外労働時間 | 出勤日数 | 総実労働時間 | 所定内労働時間 | 所定外労働時間 |
| | | | | | | | | | | | | | | |
| 5 人 以 上 | TL | 調 査 産 業 計 | 19.0 | 148.2 | 136.0 | 12.2 | 19.6 | 162.9 | 146.1 | 16.8 | 18.1 | 127.1 | 121.6 | 5.5 |
| | D | 建 設 業 | 21.3 | 173.4 | 157.3 | 16.1 | 21.6 | 178.5 | 160.8 | 17.7 | 19.5 | 146.9 | 139.2 | 7.7 |
| | E | 製 造 業 | 19.9 | 172.0 | 151.7 | 20.3 | 20.2 | 181.0 | 157.0 | 24.0 | 19.1 | 146.4 | 136.6 | 9.8 |
| | F | 電気・ガス・熱供給・水道業 | 18.7 | 155.3 | 136.5 | 18.8 | 18.9 | 157.4 | 138.2 | 19.2 | 16.5 | 134.9 | 120.4 | 14.5 |
| | G | 情報通信業 | 19.4 | 162.4 | 143.7 | 18.7 | 19.9 | 168.1 | 148.7 | 19.4 | 18.1 | 147.3 | 130.4 | 16.9 |
| | H | 運輸業、郵便業 | 19.1 | 162.5 | 137.0 | 25.5 | 19.3 | 168.8 | 140.6 | 28.2 | 18.5 | 130.2 | 118.5 | 11.7 |
| | I | 卸売業、小売業 | 19.0 | 140.4 | 133.0 | 7.4 | 19.7 | 155.2 | 144.8 | 10.4 | 18.2 | 122.5 | 118.8 | 3.7 |
| | J | 金融業、保険業 | 18.8 | 148.8 | 136.8 | 12.0 | 19.8 | 165.9 | 150.5 | 15.4 | 18.1 | 136.4 | 126.9 | 9.5 |
| | K | 不動産業、物品賃貸業 | 17.9 | 147.9 | 134.8 | 13.1 | 18.3 | 158.2 | 140.4 | 17.8 | 17.1 | 123.4 | 121.5 | 1.9 |
| | L | 学術研究、専門・技術サービス業 | 19.2 | 159.3 | 144.4 | 14.9 | 19.3 | 160.8 | 145.1 | 15.7 | 19.0 | 154.0 | 142.0 | 12.0 |
| | M | 宿泊業、飲食サービス業 | 15.6 | 95.4 | 91.0 | 4.4 | 15.5 | 106.1 | 100.1 | 6.0 | 15.7 | 88.9 | 85.5 | 3.4 |
| | N | 生活関連サービス業、娯楽業 | 18.7 | 131.9 | 126.7 | 5.2 | 20.2 | 150.4 | 144.0 | 6.4 | 17.5 | 117.3 | 113.0 | 4.3 |
| | O | 教育、学習支援業 | 17.9 | 137.0 | 129.7 | 7.3 | 18.1 | 140.3 | 132.2 | 8.1 | 17.4 | 131.7 | 125.8 | 5.9 |
| | P | 医療、福祉 | 18.5 | 137.4 | 133.1 | 4.3 | 19.0 | 149.3 | 143.8 | 5.5 | 18.4 | 133.8 | 129.9 | 3.9 |
| | Q | 複合サービス事業 | 18.9 | 149.9 | 143.1 | 6.8 | 19.3 | 152.4 | 145.2 | 7.2 | 18.4 | 146.9 | 140.7 | 6.2 |
| R | サービス業（他に分類されない） | 19.5 | 151.8 | 137.8 | 14.0 | 20.0 | 166.8 | 148.8 | 18.0 | 18.6 | 122.1 | 116.1 | 6.0 | |

| 規模 | 産 業 | | 計 | | | | 男 | | | | 女 | | | |
|-------------------|-----------------|-----------------|-------|--------|---------|---------|-------|--------|---------|---------|-------|--------|---------|---------|
| | | | 出勤日数 | 総実労働時間 | 所定内労働時間 | 所定外労働時間 | 出勤日数 | 総実労働時間 | 所定内労働時間 | 所定外労働時間 | 出勤日数 | 総実労働時間 | 所定内労働時間 | 所定外労働時間 |
| | | | | | | | | | | | | | | |
| 30 人 以 上 | TL | 調 査 産 業 計 | 19.2 | 154.7 | 140.0 | 14.7 | 19.7 | 168.6 | 148.5 | 20.1 | 18.3 | 132.9 | 126.6 | 6.3 |
| | D | 建 設 業 | 21.5 | 179.0 | 158.8 | 20.2 | 21.6 | 182.5 | 160.5 | 22.0 | 20.4 | 152.8 | 146.3 | 6.5 |
| | E | 製 造 業 | 19.7 | 174.2 | 151.9 | 22.3 | 19.8 | 181.0 | 155.4 | 25.6 | 19.3 | 152.2 | 140.6 | 11.6 |
| | F | 電気・ガス・熱供給・水道業 | 18.3 | 154.6 | 133.8 | 20.8 | 18.5 | 157.1 | 135.5 | 21.6 | 16.5 | 134.9 | 120.4 | 14.5 |
| | G | 情報通信業 | 19.8 | 165.0 | 146.6 | 18.4 | 19.8 | 166.6 | 147.8 | 18.8 | 19.5 | 157.9 | 141.1 | 16.8 |
| | H | 運輸業、郵便業 | 20.0 | 176.2 | 146.0 | 30.2 | 20.4 | 186.8 | 152.8 | 34.0 | 18.1 | 127.7 | 114.9 | 12.8 |
| | I | 卸売業、小売業 | 19.2 | 137.7 | 128.9 | 8.8 | 19.7 | 154.7 | 140.7 | 14.0 | 18.8 | 122.8 | 118.6 | 4.2 |
| | J | 金融業、保険業 | 18.5 | 146.9 | 132.8 | 14.1 | 19.7 | 165.1 | 148.5 | 16.6 | 17.6 | 132.2 | 120.1 | 12.1 |
| | K | 不動産業、物品賃貸業 | 19.4 | 154.4 | 141.2 | 13.2 | 21.0 | 174.4 | 153.9 | 20.5 | 17.3 | 126.5 | 123.4 | 3.1 |
| | L | 学術研究、専門・技術サービス業 | 19.0 | 165.6 | 145.5 | 20.1 | 19.1 | 167.4 | 145.0 | 22.4 | 18.5 | 157.5 | 147.5 | 10.0 |
| | M | 宿泊業、飲食サービス業 | 16.1 | 112.5 | 104.6 | 7.9 | 16.6 | 133.7 | 122.4 | 11.3 | 15.8 | 98.5 | 92.9 | 5.6 |
| | N | 生活関連サービス業、娯楽業 | 18.6 | 129.2 | 123.1 | 6.1 | 19.6 | 146.2 | 139.5 | 6.7 | 17.8 | 115.3 | 109.8 | 5.5 |
| | O | 教育、学習支援業 | 18.0 | 131.3 | 130.2 | 1.1 | 18.2 | 133.8 | 132.7 | 1.1 | 17.5 | 126.9 | 125.9 | 1.0 |
| | P | 医療、福祉 | 18.5 | 144.1 | 139.8 | 4.3 | 19.2 | 152.5 | 146.6 | 5.9 | 18.3 | 140.6 | 136.9 | 3.7 |
| | Q | 複合サービス事業 | 19.0 | 153.1 | 144.8 | 8.3 | 19.8 | 159.6 | 150.0 | 9.6 | 17.7 | 143.0 | 136.7 | 6.3 |
| R | サービス業（他に分類されない） | 18.9 | 147.7 | 132.7 | 15.0 | 19.5 | 162.9 | 143.6 | 19.3 | 17.9 | 121.1 | 113.6 | 7.5 | |

第 3 表 産業、性別常用労働者数及びパートタイム労働者数

| 規模 | 産 業 | | 計 | | | | | 男 | | | 女 | | | |
|----|-----------------|-----------------|------------|--------|--------|------------|----------|--------|------------|----------|--------|------------|----------|------|
| | | | 前調査 期間末 | 増加 | 減少 | 本調査 期間末 | うちパートタイム | | 本調査 期間末 | うちパートタイム | | 本調査 期間末 | うちパートタイム | |
| | | | | | | | 労働者数 | 比率 | | 労働者数 | 比率 | | 労働者数 | 比率 |
| 人 | 業 | 人 | 人 | 人 | 人 | 人 | % | 人 | 人 | % | 人 | 人 | % | |
| 5 | TL | 調査産業計 | 1,004,206 | 15,993 | 18,957 | 1,001,242 | 279,866 | 28.0 | 587,381 | 90,499 | 15.4 | 413,861 | 189,367 | 45.8 |
| | D | 建設業 | 67,068 | 647 | 1,703 | 66,012 | 4,067 | 6.2 | 55,681 | 2,093 | 3.8 | 10,331 | 1,974 | 19.1 |
| | E | 製造業 | 197,845 | 2,122 | 2,284 | 197,683 | 22,746 | 11.5 | 146,974 | 5,231 | 3.6 | 50,709 | 17,515 | 34.5 |
| | F | 電気・ガス・熱供給・水道業 | 7,814 | 7 | 64 | 7,757 | 222 | 2.9 | 7,050 | 208 | 3.0 | 707 | 14 | 2.0 |
| | G | 情報通信業 | 15,679 | 132 | 155 | 15,656 | 724 | 4.6 | 11,342 | 212 | 1.9 | 4,314 | 512 | 11.9 |
| | H | 運輸業、郵便業 | 73,343 | 832 | 913 | 73,262 | 23,643 | 32.3 | 61,417 | 16,001 | 26.1 | 11,845 | 7,642 | 64.5 |
| | I | 卸売業、小売業 | 197,640 | 3,877 | 5,402 | 196,115 | 78,177 | 39.9 | 107,243 | 24,975 | 23.3 | 88,872 | 53,202 | 59.9 |
| | J | 金融業、保険業 | 26,382 | 645 | 418 | 26,609 | 6,395 | 24.0 | 11,172 | 465 | 4.2 | 15,437 | 5,930 | 38.4 |
| | K | 不動産業、物品賃貸業 | 13,642 | 157 | 439 | 13,360 | 4,732 | 35.4 | 9,394 | 3,023 | 32.2 | 3,966 | 1,709 | 43.1 |
| | L | 学術研究、専門・技術サービス業 | 20,361 | 320 | 247 | 20,434 | 805 | 3.9 | 16,255 | 125 | 0.8 | 4,179 | 680 | 16.3 |
| | M | 宿泊業、飲食サービス業 | 77,783 | 2,270 | 2,501 | 77,552 | 53,506 | 69.0 | 29,592 | 15,193 | 51.3 | 47,960 | 38,313 | 79.9 |
| | N | 生活関連サービス業、娯楽業 | 21,678 | 133 | 450 | 21,361 | 8,910 | 41.7 | 9,356 | 1,880 | 20.1 | 12,005 | 7,030 | 58.6 |
| | O | 教育、学習支援業 | 63,514 | 1,484 | 1,632 | 63,366 | 13,134 | 20.7 | 39,031 | 6,704 | 17.2 | 24,335 | 6,430 | 26.4 |
| | P | 医療、福祉 | 146,459 | 1,712 | 1,721 | 146,450 | 40,908 | 27.9 | 33,742 | 6,007 | 17.8 | 112,708 | 34,901 | 31.0 |
| | Q | 複合サービス事業 | 7,166 | 141 | 86 | 7,221 | 700 | 9.7 | 3,902 | 86 | 2.2 | 3,319 | 614 | 18.5 |
| R | サービス業（他に分類されない） | 67,832 | 1,514 | 942 | 68,404 | 21,197 | 31.0 | 45,230 | 8,296 | 18.3 | 23,174 | 12,901 | 55.7 | |

| 規模 | 産 業 | | 計 | | | | | 男 | | | 女 | | | |
|----|-----------------|-----------------|------------|--------|--------|------------|----------|--------|------------|----------|--------|------------|----------|------|
| | | | 前調査 期間末 | 増加 | 減少 | 本調査 期間末 | うちパートタイム | | 本調査 期間末 | うちパートタイム | | 本調査 期間末 | うちパートタイム | |
| | | | | | | | 労働者数 | 比率 | | 労働者数 | 比率 | | 労働者数 | 比率 |
| 30 | 業 | 人 | 人 | 人 | 人 | 人 | % | 人 | 人 | % | 人 | 人 | % | |
| 30 | TL | 調査産業計 | 580,829 | 10,062 | 9,561 | 581,330 | 136,682 | 23.5 | 355,153 | 40,983 | 11.5 | 226,177 | 95,699 | 42.3 |
| | D | 建設業 | 24,065 | 0 | 289 | 23,776 | 406 | 1.7 | 21,004 | 232 | 1.1 | 2,772 | 174 | 6.3 |
| | E | 製造業 | 152,501 | 1,863 | 1,477 | 152,887 | 15,843 | 10.4 | 117,135 | 3,661 | 3.1 | 35,752 | 12,182 | 34.1 |
| | F | 電気・ガス・熱供給・水道業 | 6,403 | 7 | 64 | 6,346 | 99 | 1.6 | 5,639 | 85 | 1.5 | 707 | 14 | 2.0 |
| | G | 情報通信業 | 10,505 | 52 | 86 | 10,471 | 65 | 0.6 | 8,534 | 26 | 0.3 | 1,937 | 39 | 2.0 |
| | H | 運輸業、郵便業 | 54,997 | 796 | 838 | 54,955 | 13,777 | 25.1 | 45,071 | 6,998 | 15.5 | 9,884 | 6,779 | 68.6 |
| | I | 卸売業、小売業 | 81,523 | 1,873 | 1,591 | 81,805 | 38,374 | 46.9 | 38,217 | 10,510 | 27.5 | 43,588 | 27,864 | 63.9 |
| | J | 金融業、保険業 | 15,893 | 340 | 243 | 15,990 | 3,608 | 22.6 | 7,151 | 275 | 3.8 | 8,839 | 3,333 | 37.7 |
| | K | 不動産業、物品賃貸業 | 5,830 | 157 | 147 | 5,840 | 1,525 | 26.1 | 3,418 | 345 | 10.1 | 2,422 | 1,180 | 48.7 |
| | L | 学術研究、専門・技術サービス業 | 11,530 | 106 | 140 | 11,496 | 290 | 2.5 | 9,408 | 125 | 1.3 | 2,088 | 165 | 7.9 |
| | M | 宿泊業、飲食サービス業 | 20,270 | 574 | 597 | 20,247 | 13,837 | 68.3 | 8,101 | 4,069 | 50.2 | 12,146 | 9,768 | 80.4 |
| | N | 生活関連サービス業、娯楽業 | 13,349 | 133 | 205 | 13,277 | 6,211 | 46.8 | 5,947 | 1,253 | 21.1 | 7,330 | 4,958 | 67.6 |
| | O | 教育、学習支援業 | 41,052 | 1,316 | 1,516 | 40,852 | 7,563 | 18.5 | 25,810 | 3,713 | 14.4 | 15,042 | 3,850 | 25.6 |
| | P | 医療、福祉 | 92,819 | 1,269 | 1,340 | 92,748 | 19,738 | 21.3 | 27,733 | 4,304 | 15.5 | 65,015 | 15,434 | 23.7 |
| | Q | 複合サービス事業 | 2,991 | 62 | 86 | 2,967 | 154 | 5.2 | 1,808 | 86 | 4.8 | 1,159 | 68 | 5.9 |
| R | サービス業（他に分類されない） | 47,101 | 1,514 | 942 | 47,673 | 15,192 | 31.9 | 30,177 | 5,301 | 17.6 | 17,496 | 9,891 | 56.5 | |

第4表 事業所規模別賃金、労働時間及び雇用の状況(調査産業計)

| 事業所規模 | | 現金給与額 | | | | | 出勤日数 日 |
|--------|-----|---------|------------|---------|--------|------------|-----------|
| | | 総額 | きまって支給する給与 | 所定内給与 | 所定外給与 | 特別に支払われた給与 | |
| 100人以上 | 計 | 316,595 | 312,639 | 275,450 | 37,189 | 3,956 | 19.0 |
| | 男 | 379,409 | 374,620 | - | - | 4,789 | 19.4 |
| | 女 | 209,030 | 206,500 | - | - | 2,530 | 18.4 |
| | 一般 | 366,688 | 361,941 | 317,154 | 44,787 | 4,747 | 19.7 |
| | パート | 104,380 | 103,775 | 98,776 | 4,999 | 605 | 16.2 |
| 30～99人 | 計 | 270,471 | 264,956 | 244,001 | 20,955 | 5,515 | 19.3 |
| | 男 | 332,786 | 325,542 | - | - | 7,244 | 20.0 |
| | 女 | 181,612 | 178,563 | - | - | 3,049 | 18.2 |
| | 一般 | 339,875 | 332,331 | 304,134 | 28,197 | 7,544 | 20.4 |
| | パート | 95,717 | 95,312 | 92,593 | 2,719 | 405 | 16.5 |
| 5～29人 | 計 | 226,816 | 221,911 | 208,898 | 13,013 | 4,905 | 18.7 |
| | 男 | 285,566 | 277,922 | - | - | 7,644 | 19.4 |
| | 女 | 154,063 | 152,550 | - | - | 1,513 | 17.8 |
| | 一般 | 299,929 | 292,538 | 274,068 | 18,470 | 7,391 | 20.5 |
| | パート | 85,113 | 85,026 | 82,590 | 2,436 | 87 | 15.2 |
| 30人以上 | 計 | 294,638 | 289,940 | 260,479 | 29,461 | 4,698 | 19.2 |
| | 男 | 358,044 | 352,130 | - | - | 5,914 | 19.7 |
| | 女 | 195,214 | 192,422 | - | - | 2,792 | 18.3 |
| | 一般 | 354,741 | 348,747 | 311,352 | 37,395 | 5,994 | 20.0 |
| | パート | 99,400 | 98,910 | 95,222 | 3,688 | 490 | 16.4 |
| 5人以上 | 計 | 266,119 | 261,334 | 238,789 | 22,545 | 4,785 | 19.0 |
| | 男 | 329,294 | 322,694 | - | - | 6,600 | 19.6 |
| | 女 | 176,519 | 174,308 | - | - | 2,211 | 18.1 |
| | 一般 | 333,639 | 327,107 | 296,998 | 30,109 | 6,532 | 20.2 |
| | パート | 92,085 | 91,801 | 88,754 | 3,047 | 284 | 15.8 |

| 事業所規模 | | 労働時間 | | | 常用労働者 | | |
|--------|-----|--------|-------|-------|-----------|------------|-------------|
| | | 総実労働時間 | 所定内時間 | 所定外時間 | 常用労働者数 | パートタイム労働者数 | パートタイム労働者比率 |
| 100人以上 | 計 | 157.9 | 141.4 | 16.5 | 304,362 | 57,913 | 19.0 |
| | 男 | 169.3 | 147.7 | 21.6 | 192,345 | 17,818 | 9.3 |
| | 女 | 138.3 | 130.6 | 7.7 | 112,017 | 40,095 | 35.8 |
| | 一般 | 172.1 | 152.7 | 19.4 | 246,449 | - | - |
| | パート | 97.6 | 93.4 | 4.2 | 57,913 | - | - |
| 30～99人 | 計 | 151.2 | 138.4 | 12.8 | 276,968 | 78,769 | 28.4 |
| | 男 | 167.7 | 149.4 | 18.3 | 162,808 | 23,165 | 14.2 |
| | 女 | 127.6 | 122.7 | 4.9 | 114,160 | 55,604 | 48.7 |
| | 一般 | 173.8 | 156.9 | 16.9 | 198,199 | - | - |
| | パート | 94.4 | 91.9 | 2.5 | 78,769 | - | - |
| 5～29人 | 計 | 139.1 | 130.5 | 8.6 | 419,912 | 143,184 | 34.1 |
| | 男 | 154.4 | 142.5 | 11.9 | 232,228 | 49,516 | 21.3 |
| | 女 | 120.1 | 115.5 | 4.6 | 187,684 | 93,668 | 49.9 |
| | 一般 | 168.1 | 155.8 | 12.3 | 276,728 | - | - |
| | パート | 82.9 | 81.4 | 1.5 | 143,184 | - | - |
| 30人以上 | 計 | 154.7 | 140.0 | 14.7 | 581,330 | 136,682 | 23.5 |
| | 男 | 168.6 | 148.5 | 20.1 | 355,153 | 40,983 | 11.5 |
| | 女 | 132.9 | 126.6 | 6.3 | 226,177 | 95,699 | 42.3 |
| | 一般 | 172.8 | 154.6 | 18.2 | 444,648 | - | - |
| | パート | 95.7 | 92.5 | 3.2 | 136,682 | - | - |
| 5人以上 | 計 | 148.2 | 136.0 | 12.2 | 1,001,242 | 279,866 | 28.0 |
| | 男 | 162.9 | 146.1 | 16.8 | 587,381 | 90,499 | 15.4 |
| | 女 | 127.1 | 121.6 | 5.5 | 413,861 | 189,367 | 45.8 |
| | 一般 | 171.0 | 155.0 | 16.0 | 721,376 | - | - |
| | パート | 89.2 | 86.8 | 2.4 | 279,866 | - | - |

第 5 表 産業，就業形態別常用労働者の 1 人平均月間現金給与額

| 事業所規模 | 産 業 | | 一 般 労 働 者 | | | | パ ー ト タ イ ム 労 働 者 | | | |
|-----------|-----|---------------|-----------|------------|---------|------------|-------------------|------------|---------|------------|
| | | | 現金給与総額 | きまって支給する給与 | 所定内給与 | 特別に支払われた給与 | 現金給与総額 | きまって支給する給与 | 所定内給与 | 特別に支払われた給与 |
| | | | 円 | 円 | 円 | 円 | 円 | 円 | 円 | 円 |
| 5人 以上 | TL | 調 査 産 業 計 | 333,639 | 327,107 | 296,998 | 6,532 | 92,085 | 91,801 | 88,754 | 284 |
| | E | 製 造 業 | 331,077 | 327,082 | 279,539 | 3,995 | 106,839 | 106,344 | 102,276 | 495 |
| | I | 卸 売 業 ， 小 売 業 | 333,605 | 314,396 | 298,843 | 19,209 | 91,414 | 91,096 | 88,691 | 318 |
| | P | 医 療 ， 福 祉 | 296,557 | 296,504 | 281,817 | 53 | 101,447 | 101,447 | 100,002 | 0 |
| 30人 以上 | TL | 調 査 産 業 計 | 354,741 | 348,747 | 311,352 | 5,994 | 99,400 | 98,910 | 95,222 | 490 |
| | E | 製 造 業 | 341,868 | 338,700 | 284,387 | 3,168 | 115,172 | 114,839 | 110,085 | 333 |
| | I | 卸 売 業 ， 小 売 業 | 350,206 | 319,625 | 301,403 | 30,581 | 93,382 | 92,768 | 91,017 | 614 |
| | P | 医 療 ， 福 祉 | 318,437 | 318,361 | 300,370 | 76 | 117,146 | 117,146 | 115,222 | 0 |

第 6 表 産業，就業形態別常用労働者の1人平均月間出勤日数及び実労働時間数

| 事業所規模 | 産 業 | | 一 般 労 働 者 | | | | パ ー ト タ イ ム 労 働 者 | | | |
|-----------|-----|---------------|-----------|---------|---------|---------|-------------------|---------|---------|---------|
| | | | 出勤日数 | 総 実労働時間 | 所定内労働時間 | 所定外労働時間 | 出勤日数 | 総 実労働時間 | 所定内労働時間 | 所定外労働時間 |
| | | | 日 | 時間 | 時間 | 時間 | 日 | 時間 | 時間 | 時間 |
| 5人 以上 | TL | 調 査 産 業 計 | 20.2 | 171.0 | 155.0 | 16.0 | 15.8 | 89.2 | 86.8 | 2.4 |
| | E | 製 造 業 | 20.2 | 179.9 | 157.5 | 22.4 | 17.9 | 112.2 | 107.8 | 4.4 |
| | I | 卸 売 業 ， 小 売 業 | 20.4 | 171.0 | 160.0 | 11.0 | 16.8 | 94.0 | 92.1 | 1.9 |
| | P | 医 療 ， 福 祉 | 19.6 | 156.8 | 151.3 | 5.5 | 15.8 | 87.0 | 85.8 | 1.2 |
| 30人 以上 | TL | 調 査 産 業 計 | 20.0 | 172.8 | 154.6 | 18.2 | 16.4 | 95.7 | 92.5 | 3.2 |
| | E | 製 造 業 | 19.9 | 180.5 | 156.2 | 24.3 | 18.1 | 120.3 | 115.1 | 5.2 |
| | I | 卸 売 業 ， 小 売 業 | 20.4 | 172.9 | 158.7 | 14.2 | 17.9 | 97.6 | 95.0 | 2.6 |
| | P | 医 療 ， 福 祉 | 19.2 | 156.4 | 151.1 | 5.3 | 16.1 | 98.6 | 97.7 | 0.9 |

第 7 表 産業，就業形態別常用労働者数

| 事業所規模 | 産 業 | | 一 般 労 働 者 | | | | パ ー ト タ イ ム 労 働 者 | | | |
|-----------|-----|---------------|-------------|-------|-------|-------------|-------------------|-------|-------|-------------|
| | | | 前 調 査 期 間 末 | 増 加 | 減 少 | 本 調 査 期 間 末 | 前 調 査 期 間 末 | 増 加 | 減 少 | 本 調 査 期 間 末 |
| | | | 人 | 人 | 人 | 人 | 人 | 人 | 人 | 人 |
| 5人 以上 | TL | 調 査 産 業 計 | 723,509 | 8,085 | 9,923 | 721,376 | 280,697 | 7,908 | 9,034 | 279,866 |
| | E | 製 造 業 | 174,960 | 1,677 | 1,722 | 174,937 | 22,885 | 445 | 562 | 22,746 |
| | I | 卸 売 業 ， 小 売 業 | 119,423 | 2,131 | 3,256 | 117,938 | 78,217 | 1,746 | 2,146 | 78,177 |
| | P | 医 療 ， 福 祉 | 105,726 | 929 | 1,112 | 105,542 | 40,733 | 783 | 609 | 40,908 |
| 30人 以上 | TL | 調 査 産 業 計 | 443,962 | 5,459 | 4,902 | 444,648 | 136,867 | 4,603 | 4,659 | 136,682 |
| | E | 製 造 業 | 136,582 | 1,440 | 999 | 137,044 | 15,919 | 423 | 478 | 15,843 |
| | I | 卸 売 業 ， 小 売 業 | 43,407 | 995 | 1,038 | 43,431 | 38,116 | 878 | 553 | 38,374 |
| | P | 医 療 ， 福 祉 | 73,067 | 792 | 848 | 73,010 | 19,752 | 477 | 492 | 19,738 |

時系列表第1表 産業別賃金指数（現金給与総額（名目・実質））

| 規 模 | 年 月 | 名 目 賃 金 | | | | | | | | | | | | | | | | | 実質賃金 | | | | | | | | | | | | | | | | |
|--------|----------|---------|------|-------|---------------|-------|---------|---------|---------|------------|-----------------|-------------|---------------|----------|-------|----------|-------|-------|-------|-------|-------|-------|-------|-------|------|-------|-------|-------|-------|-------|-------|-------|------|-------|------|
| | | 調査産業計 | 建設業 | 製造業 | 電気、ガス、熱供給、水道業 | 情報通信業 | 運輸業、郵便業 | 卸売業、小売業 | 金融業、保険業 | 不動産業、物品賃貸業 | 学術研究、専門・技術サービス業 | 宿泊業、飲食サービス業 | 生活関連サービス業、娯楽業 | 教育、学習支援業 | 医療、福祉 | 複合サービス事業 | サービス業 | 調査産業計 | 前年比 | | | | | | | | | | | | | | | | |
| | 平成24年平均 | 98.6 | -1.9 | 93.1 | -10.4 | 103.2 | 0.3 | 102.8 | 3.5 | 87.9 | -13.7 | 89.3 | 1.8 | 106.3 | -1.7 | 102.1 | 3.1 | 65.1 | -33.8 | 99.4 | 4.1 | 105.2 | 1.3 | 98.0 | 2.8 | 99.1 | 5.0 | 94.4 | -4.6 | 99.4 | -1.6 | 92.9 | -2.4 | 98.8 | -1.6 |
| | 25 | 97.5 | -1.1 | 93.3 | 0.2 | 103.2 | 0.0 | 102.7 | -0.1 | 97.2 | 10.6 | 89.7 | 0.4 | 98.7 | -7.1 | 99.0 | -3.0 | 78.4 | 20.4 | 103.2 | 3.8 | 95.5 | -9.2 | 99.2 | 1.2 | 103.9 | 4.8 | 94.6 | 0.2 | 95.2 | -4.2 | 92.6 | -0.3 | 97.6 | -1.2 |
| | 26 | 104.3 | 7.0 | 102.3 | 9.6 | 105.1 | 1.8 | 106.7 | 3.9 | 100.6 | 3.5 | 84.9 | -5.4 | 115.3 | 16.8 | 103.1 | 4.1 | 101.8 | 29.8 | 114.2 | 10.7 | 90.8 | -4.9 | 100.4 | 1.2 | 115.1 | 10.8 | 96.8 | 2.3 | 103.9 | 9.1 | 110.4 | 19.2 | 101.5 | 4.0 |
| | 27 | 106.4 | 2.0 | 116.6 | 14.0 | 107.2 | 2.0 | 110.1 | 3.2 | 107.4 | 6.8 | 86.0 | 1.3 | 108.8 | -5.6 | 107.7 | 4.5 | 110.7 | 8.7 | 124.7 | 9.2 | 106.6 | 17.4 | 124.8 | 24.3 | 107.8 | -6.3 | 98.1 | 1.3 | 99.9 | -3.8 | 112.1 | 1.5 | 101.7 | 0.2 |
| 5 | 平成27年10月 | 88.5 | 0.1 | 92.9 | -1.6 | 89.2 | 2.3 | 93.2 | 3.7 | 85.3 | 3.6 | 76.2 | 6.0 | 90.9 | -5.0 | 82.4 | 1.1 | 87.1 | -3.7 | 95.8 | -1.7 | 105.8 | 28.1 | 118.0 | 19.3 | 84.1 | -13.4 | 83.7 | 2.2 | 75.2 | -5.5 | 94.8 | 2.6 | 84.0 | -1.4 |
| | 11 | 89.6 | -1.8 | 93.1 | 4.7 | 88.5 | -3.8 | 87.3 | -0.3 | 84.4 | -0.7 | 79.0 | 11.0 | 96.2 | -1.7 | 80.0 | -9.1 | 91.2 | 0.7 | 98.9 | 1.4 | 106.2 | 11.0 | 142.8 | 28.1 | 82.8 | -12.0 | 84.0 | -5.4 | 76.9 | -1.3 | 94.7 | -6.1 | 85.5 | -3.2 |
| 人 | 12 | 196.3 | 4.3 | 206.6 | 21.0 | 206.3 | 7.3 | 207.7 | -7.8 | 209.7 | 11.7 | 144.3 | 10.4 | 186.5 | -9.3 | 229.9 | 9.8 | 220.8 | 27.9 | 257.2 | 8.6 | 146.1 | 40.9 | 165.5 | 21.7 | 237.1 | -9.1 | 173.7 | 1.0 | 219.0 | 1.2 | 208.8 | 11.2 | 187.7 | 3.2 |
| | 平成28年1月 | 88.1 | 0.0 | 89.7 | -9.0 | 86.8 | 0.1 | 89.8 | -1.6 | 83.5 | -0.8 | 79.7 | 6.8 | 92.9 | -4.1 | 74.7 | -7.8 | 82.7 | -9.8 | 92.6 | -7.0 | 103.5 | 9.6 | 107.2 | -2.1 | 83.6 | 12.7 | 88.5 | 4.4 | 73.8 | -6.3 | 96.1 | 4.1 | 84.4 | -0.8 |
| | 2 | 87.7 | 1.5 | 92.4 | -2.5 | 87.8 | 2.3 | 88.0 | 0.9 | 86.4 | -1.4 | 77.8 | 7.5 | 90.6 | -0.3 | 74.5 | -8.1 | 89.9 | 0.2 | 92.8 | -4.8 | 101.7 | 13.5 | 110.0 | 5.1 | 87.8 | 11.8 | 84.3 | 0.8 | 73.0 | -7.6 | 92.2 | -0.1 | 84.0 | 0.4 |
| 以 | 3 | 95.4 | 2.5 | 106.7 | 4.9 | 91.0 | 2.5 | 93.9 | -2.1 | 97.2 | -1.4 | 82.5 | 8.3 | 100.8 | 4.8 | 98.6 | 6.0 | 101.0 | -1.3 | 96.9 | -6.3 | 102.3 | 7.2 | 113.1 | -1.0 | 107.1 | -3.2 | 86.8 | 4.8 | 80.9 | -10.7 | 96.4 | 0.2 | 91.3 | 1.8 |
| | 4 | 90.1 | 0.7 | 96.8 | -2.0 | 90.5 | 3.1 | 92.5 | 2.0 | 85.3 | -0.1 | 80.7 | 10.1 | 94.1 | -4.8 | 78.5 | -7.3 | 88.8 | -6.8 | 96.6 | -7.8 | 104.0 | 5.6 | 112.4 | 3.2 | 88.6 | 5.9 | 84.2 | 4.6 | 75.5 | -2.1 | 94.7 | -0.8 | 85.9 | 0.5 |
| 上 | 5 | 87.2 | -1.5 | 86.8 | -14.2 | 87.0 | 2.2 | 85.3 | -2.4 | 83.7 | 0.4 | 78.4 | 8.9 | 90.2 | -8.3 | 74.3 | -6.2 | 90.2 | -0.2 | 88.6 | -5.8 | 105.5 | 6.0 | 111.6 | 1.3 | 88.9 | 5.2 | 84.4 | 1.2 | 76.7 | -5.5 | 92.1 | 1.9 | 83.1 | -1.3 |
| | 6 | 149.8 | 1.6 | 171.8 | -11.2 | 134.9 | 1.2 | 186.1 | -7.3 | 181.4 | 8.9 | 106.3 | 13.0 | 126.8 | 2.8 | 174.5 | -10.0 | 171.4 | 14.2 | 201.7 | -1.5 | 121.8 | 9.0 | 149.4 | -2.1 | 220.0 | 8.7 | 143.1 | 8.8 | 116.2 | 1.6 | 169.4 | -4.8 | 142.8 | 1.5 |
| | 7 | 130.4 | -0.7 | 104.3 | -21.5 | 159.9 | 3.2 | 98.1 | 5.7 | 126.2 | 1.1 | 105.4 | -11.2 | 156.7 | 9.0 | 95.2 | -22.7 | 89.9 | -27.5 | 116.4 | -16.3 | 113.0 | -3.7 | 156.7 | 9.0 | 106.1 | 13.6 | 119.2 | -1.2 | 139.0 | -10.4 | 127.5 | 11.5 | 124.8 | -0.3 |
| | 8 | 90.6 | 0.3 | 98.5 | 3.8 | 89.8 | -2.1 | 80.6 | -10.9 | 85.0 | -4.4 | 72.9 | -3.8 | 99.6 | 5.5 | 73.1 | -10.6 | 65.7 | -25.0 | 95.8 | -10.5 | 107.5 | -4.6 | 116.0 | -0.4 | 92.3 | 12.7 | 89.2 | 4.3 | 78.0 | 2.9 | 90.3 | -3.8 | 86.7 | 0.8 |
| | 9 | 88.6 | 1.3 | 87.7 | -3.3 | 90.6 | 2.3 | 98.3 | 2.4 | 91.6 | 1.3 | 70.6 | -5.7 | 93.8 | 5.0 | 73.9 | -9.9 | 70.5 | -28.1 | 98.4 | 4.2 | 99.6 | -2.3 | 111.1 | -0.4 | 91.7 | 13.8 | 85.5 | 3.0 | 74.6 | -1.3 | 94.5 | 0.3 | 84.8 | 2.3 |
| | 10 | 88.9 | 0.5 | 91.2 | -1.8 | 89.8 | 0.7 | 87.4 | -6.2 | 87.1 | 2.1 | 74.2 | -2.6 | 95.6 | 5.2 | 75.2 | -8.7 | 65.2 | -25.1 | 110.7 | 15.6 | 99.5 | -6.0 | 118.6 | 0.5 | 91.3 | 8.6 | 83.2 | -0.6 | 72.9 | -3.1 | 91.8 | -3.2 | 84.3 | 0.4 |
| 30 | 平成24年平均 | 97.7 | -0.6 | 85.6 | -11.3 | 100.1 | -0.7 | 99.1 | 2.9 | 92.6 | -17.0 | 90.3 | -3.7 | 114.0 | 14.1 | 93.6 | 1.2 | 87.1 | -12.3 | 103.5 | 4.0 | 73.1 | -21.3 | 99.9 | 4.3 | 94.0 | 0.6 | 95.7 | -2.1 | 94.9 | -2.7 | 98.7 | 3.6 | 97.9 | -0.3 |
| | 25 | 99.3 | 1.6 | 88.6 | 3.5 | 102.5 | 2.4 | 102.3 | 3.2 | 96.8 | 4.5 | 91.3 | 1.1 | 104.2 | -8.6 | 93.2 | -0.4 | 89.8 | 3.1 | 108.6 | 4.9 | 74.4 | 1.8 | 112.2 | 12.3 | 100.2 | 6.6 | 98.5 | 2.9 | 97.0 | 2.2 | 102.9 | 4.3 | 99.4 | 1.5 |
| | 26 | 102.9 | 3.6 | 92.8 | 4.7 | 107.2 | 4.6 | 105.8 | 3.4 | 99.7 | 3.0 | 93.2 | 2.1 | 100.9 | -3.2 | 95.3 | 2.3 | 106.2 | 18.3 | 119.4 | 9.9 | 72.8 | -2.2 | 127.2 | 13.4 | 107.8 | 7.6 | 100.5 | 2.0 | 94.7 | -2.4 | 110.1 | 7.0 | 100.1 | 0.7 |
| | 27 | 105.4 | 2.4 | 101.7 | 9.6 | 106.3 | -0.8 | 109.8 | 3.8 | 111.4 | 11.7 | 94.1 | 1.0 | 101.1 | 0.2 | 93.8 | -1.6 | 111.1 | 4.6 | 123.7 | 3.6 | 86.9 | 19.4 | 153.2 | 20.4 | 120.1 | 11.4 | 98.8 | -1.7 | 94.6 | -0.1 | 113.4 | 3.0 | 100.8 | 0.7 |
| 30 | 平成27年10月 | 87.5 | 2.0 | 82.6 | -7.7 | 87.4 | 0.6 | 94.3 | 3.5 | 84.6 | 7.8 | 82.7 | 5.6 | 87.7 | 3.2 | 71.2 | 0.6 | 87.9 | -9.0 | 95.1 | -4.0 | 84.4 | 54.3 | 138.1 | 18.5 | 92.7 | 4.6 | 83.5 | -0.8 | 70.5 | -5.6 | 98.6 | 3.9 | 83.0 | 0.4 |
| | 11 | 86.6 | -2.9 | 81.8 | 8.5 | 85.8 | -6.9 | 88.1 | 0.0 | 84.2 | 2.8 | 85.3 | 11.8 | 84.1 | -1.9 | 70.8 | -11.1 | 86.0 | -21.7 | 96.3 | 3.3 | 84.1 | 1.8 | 166.7 | 12.5 | 89.6 | 6.3 | 83.2 | -10.5 | 68.3 | -4.2 | 97.2 | -9.5 | 82.6 | -4.4 |
| 人 | 12 | 205.1 | 7.4 | 215.0 | 30.3 | 212.7 | 4.4 | 201.4 | -9.1 | 239.7 | 23.0 | 162.0 | 4.9 | 189.7 | 3.9 | 198.9 | 7.9 | 224.5 | 30.7 | 262.4 | 2.9 | 134.7 | 38.4 | 222.0 | 25.9 | 270.1 | 18.2 | 177.6 | -3.8 | 203.5 | 0.2 | 198.0 | 10.9 | 196.1 | 6.3 |
| | 平成28年1月 | 87.2 | 2.8 | 83.9 | 7.2 | 83.9 | -0.8 | 92.8 | -0.2 | 84.4 | 3.7 | 85.4 | 5.3 | 83.4 | 1.0 | 70.5 | 0.9 | 87.8 | -4.8 | 97.4 | 1.8 | 86.7 | 13.6 | 128.6 | 1.4 | 89.2 | 5.2 | 91.5 | 6.9 | 65.3 | -10.2 | 98.3 | 3.9 | 83.5 | 2.0 |
| 以 | 2 | 86.4 | 2.4 | 83.1 | 3.4 | 85.2 | 1.2 | 90.7 | 3.0 | 89.4 | 3.7 | 81.7 | 4.3 | 82.6 | 4.0 | 70.7 | -0.7 | 86.1 | -8.3 | 94.4 | -0.4 | 85.3 | 17.5 | 131.3 | 2.7 | 91.3 | 5.5 | 85.8 | 1.4 | 63.5 | -12.0 | 98.6 | 3.1 | 82.8 | 1.2 |
| | 3 | 93.2 | 3.4 | 97.6 | 18.4 | 88.1 | 0.5 | 92.9 | 1.4 | 104.2 | 3.2 | 89.1 | 6.2 | 89.4 | 9.7 | 88.1 | 5.3 | 118.4 | -6.6 | 98.0 | -0.3 | 87.8 | 17.4 | 137.9 | 2.5 | 111.5 | -1.7 | 86.1 | 4.0 | 80.9 | -8.7 | 103.7 | 3.0 | 89.2 | 2.8 |
| | 4 | 88.7 | 2.2 | 89.9 | 7.8 | 87.8 | 1.7 | 96.6 | 5.2 | 87.8 | 3.5 | 85.4 | 7.2 | 85.3 | 0.7 | 73.0 | -0.1 | 89.3 | -7.6 | 101.3 | -0.5 | 87.3 | 10.2 | 133.6 | 1.1 | 92.3 | -4.6 | 84.9 | 4.7 | 66.9 | -10.9 | 101.9 | 1.8 | 84.6 | 2.1 |
| 上 | 5 | 86.2 | 1.3 | 81.9 | 2.6 | 83.7 | -0.1 | 88.5 | 0.5 | 86.3 | 4.7 | 82.4 | 4.4 | 85.1 | -1.6 | 70.3 | 2.3 | 87.6 | -4.1 | 93.4 | 0.0 | 89.4 | 13.2 | 131.2 | -1.9 | 91.8 | 1.0 | 86.0 | 2.1 | 67.1 | -12.2 | 97.5 | 2.7 | 82.2 | 1.5 |
| | 6 | 157.6 | 1.2 | 208.8 | 10.9 | 132.1 | -4.8 | 192.0 | -2.1 | 190.1 | 3.5 | 115.1 | 8.3 | 121.1 | -10.0 | 187.7 | 2.8 | 137.6 | 1.5 | 208.0 | -7.3 | 129.7 | 32.8 | 198.8 | -3.0 | 236.0 | -3.8 | 148.9 | 9.5 | 114.4 | -3.5 | 196.9 | 11.9 | 150.2 | 1.0 |
| | 7 | 129.8 | 3.2 | 86.1 | 1.3 | 163.2 | 7.3 | 97.5 | 2.8 | 138.5 | 3.7 | 121.6 | -2.4 | 139.6 | 8.9 | 95.4 | -1.0 | 141.2 | 8.3 | 122.7 | -7.9 | 91.3 | 2.1 | 194.1 | 0.7 | 96.4 | 0.0 | 116.4 | -1.4 | 125.4 | -15.3 | 114.0 | 1.6 | 124.2 | 3.6 |
| | 8 | 87.2 | 0.1 | 83.1 | 1.6 | 86.3 | -1.4 | 88.3 | -4.1 | 86.4 | 4.0 | 82.8 | -0.7 | 89.0 | -1.7 | 69.5 | -1.3 | 93.5 | 15.0 | 92.5 | -1.1 | 85.8 | -3.6 | 126.6 | -2.1 | 88.1 | 2.7 | 86.6 | 1.3 | 65.7 | -8.4 | 99.4 | 4.2 | 83.4 | 0.5 |
| | 9 | 87.2 | 1.5 | 80.5 | -1.7 | 87.3 | 2.6 | 105.5 | 7.0 | 96.3 | 5.1 | 82.2 | -0.2 | 84.4 | 0.8 | 71.3 | 3.2 | 90.2 | 4.3 | 97.6 | 2.3 | 85.8 | 5.4 | 130.6 | 0.5 | 89.6 | 0.0 | 84.3 | 1.7 | 67.2 | -3.2 | 97.5 | 0.5 | 83.4 | 2.6 |
| | 10 | 88.4 | 1.0 | 89.8 | 8.7 | 86.5 | -1.0 | 92.4 | -2.0 | 90.3 | 6.7 | 84.2 | 1.8 | 91.4 | 4.2 | 72.6 | 2.0 | 91.2 | 3.8 | 95.8 | 0.7 | 87.1 | 3.2 | 145.0 | 5.0 | 91.3 | -1.5 | 83.7 | 0.2 | 66.0 | -6.4 | 99.2 | 0.6 | 83.8 | 1.0 |

時系列表第2表 産業別賃金指数（きままって支給する給与（名目・実質））

| 規模 | 年月 | 名目賃金 | | | | | | | | | | | | | | 実質賃金 | | | | | | | | | | | | | | | | | | | | | |
|----|----------|-------|-------|-------|---------------|-------|---------|---------|---------|------------|-----------------|-------------|---------------|----------|-------|----------|-------|-------|-------|-------|-------|-------|-------|-------|-------|-------|-------|-------|------|-------|-------|-------|-------|-------|-------|-------|------|
| | | 調査産業計 | 建設業 | 製造業 | 電気・ガス・熱供給・水道業 | 情報通信業 | 運輸業、郵便業 | 卸売業、小売業 | 金融業、保険業 | 不動産業、物品賃貸業 | 学術研究、専門・技術サービス業 | 宿泊業、飲食サービス業 | 生活関連サービス業、娯楽業 | 教育、学習支援業 | 医療、福祉 | 複合サービス事業 | サービス業 | 調査産業計 | | | | | | | | | | | | | | | | | | | |
| | | 前年比 | 前年比 | 前年比 | 前年比 | 前年比 | 前年比 | 前年比 | 前年比 | 前年比 | 前年比 | 前年比 | 前年比 | 前年比 | 前年比 | 前年比 | 前年比 | 前年比 | | | | | | | | | | | | | | | | | | | |
| 5 | 平成24年平均 | 98.8 | -1.0 | 95.1 | -6.6 | 103.3 | 2.5 | 99.8 | 0.2 | 83.8 | -19.4 | 89.6 | -0.1 | 104.2 | -2.2 | 100.4 | 2.0 | 65.1 | -31.3 | 97.8 | 4.3 | 106.3 | 1.9 | 100.3 | 2.9 | 100.4 | 5.1 | 96.8 | -2.4 | 101.5 | -1.5 | 91.8 | -1.9 | 99.0 | -0.7 | | |
| | 25 | 97.9 | -0.9 | 95.2 | 0.1 | 103.5 | 0.2 | 100.1 | 0.3 | 92.8 | 10.7 | 91.0 | 1.6 | 98.0 | -6.0 | 97.3 | -3.1 | 79.0 | 21.4 | 102.0 | 4.3 | 94.7 | -10.9 | 100.6 | 0.3 | 103.5 | 3.1 | 96.6 | -0.2 | 95.2 | -6.2 | 92.6 | 0.9 | 98.0 | -1.0 | | |
| | 26 | 102.9 | 5.1 | 101.2 | 6.3 | 103.2 | -0.3 | 106.4 | 6.3 | 96.7 | 4.2 | 86.1 | -5.4 | 109.9 | 12.1 | 101.1 | 3.9 | 99.7 | 26.2 | 109.5 | 7.4 | 91.9 | -3.0 | 101.1 | 0.5 | 113.7 | 9.9 | 98.9 | 2.4 | 101.9 | 7.0 | 107.2 | 15.8 | 100.1 | 2.1 | 100.0 | -0.1 |
| | 27 | 104.6 | 1.7 | 109.2 | 7.9 | 104.6 | 1.4 | 113.3 | 6.5 | 100.7 | 4.1 | 88.3 | 2.6 | 107.2 | -2.5 | 102.2 | 1.1 | 103.2 | 3.5 | 115.9 | 5.8 | 105.1 | 14.4 | 117.8 | 16.5 | 107.5 | -5.5 | 100.8 | 1.9 | 99.9 | -2.0 | 106.9 | -0.3 | 100.0 | -0.1 | 100.0 | -0.1 |
| | 平成27年10月 | 104.4 | -0.4 | 107.2 | 3.3 | 105.2 | -0.4 | 117.5 | 6.0 | 101.2 | 3.3 | 89.8 | 6.0 | 103.6 | -7.1 | 100.9 | -2.0 | 101.2 | -3.3 | 112.0 | -3.5 | 110.9 | 28.1 | 122.1 | 14.9 | 108.6 | -12.5 | 101.8 | 2.6 | 97.9 | -3.9 | 108.1 | 3.4 | 99.1 | -1.9 | 99.1 | -1.9 |
| | 11 | 104.5 | -0.3 | 108.4 | 4.7 | 105.9 | 1.4 | 112.0 | -0.3 | 100.5 | 0.9 | 90.6 | 7.7 | 103.6 | -7.6 | 101.7 | -1.9 | 104.8 | 5.3 | 114.1 | 0.8 | 110.7 | 16.8 | 119.3 | 10.5 | 107.0 | -12.2 | 101.2 | 1.6 | 100.1 | -1.2 | 108.8 | 2.7 | 99.7 | -1.8 | 99.7 | -1.8 |
| | 12 | 104.6 | 0.9 | 105.9 | 2.1 | 105.7 | 1.6 | 111.0 | -0.4 | 101.0 | 0.8 | 93.8 | 11.4 | 103.9 | -4.1 | 103.0 | 2.9 | 105.6 | 4.0 | 119.8 | 5.1 | 109.7 | 18.2 | 120.5 | 12.4 | 105.1 | -13.3 | 100.8 | 2.0 | 99.8 | -0.9 | 108.9 | 1.8 | 100.0 | -0.2 | 100.0 | -0.2 |
| | 平成28年1月 | 103.7 | 0.4 | 104.3 | -4.7 | 104.2 | 2.2 | 113.4 | -1.6 | 97.6 | -2.6 | 91.6 | 5.4 | 106.1 | -3.4 | 95.0 | -7.5 | 96.2 | -7.4 | 110.9 | -5.2 | 107.8 | 9.1 | 115.3 | 3.3 | 107.8 | 12.4 | 101.6 | -0.8 | 96.0 | -6.3 | 109.8 | 4.3 | 99.3 | -0.5 | 99.3 | -0.5 |
| | 2 | 104.2 | 1.2 | 107.2 | -2.5 | 105.7 | 1.9 | 112.6 | 0.8 | 98.4 | -1.3 | 91.9 | 7.4 | 104.2 | -1.3 | 94.5 | -8.3 | 105.2 | 0.2 | 111.6 | -4.5 | 105.9 | 13.1 | 118.8 | 5.4 | 113.5 | 11.7 | 100.4 | 0.2 | 94.6 | -4.7 | 105.9 | -0.3 | 99.8 | 0.0 | 99.8 | 0.0 |
| | 3 | 104.6 | -1.6 | 108.0 | -3.9 | 106.5 | 2.0 | 111.7 | -0.4 | 100.6 | -0.7 | 93.6 | 9.7 | 103.7 | -4.5 | 93.7 | -8.1 | 104.0 | 0.6 | 110.6 | -6.9 | 106.7 | 8.0 | 119.0 | 1.5 | 112.8 | -14.6 | 100.9 | 2.6 | 96.3 | -7.7 | 108.1 | -0.2 | 100.1 | -2.2 | 100.1 | -2.2 |
| 4 | 105.8 | -0.1 | 106.3 | -5.2 | 107.4 | 2.2 | 118.1 | 1.9 | 101.3 | -0.2 | 94.6 | 10.0 | 105.6 | -6.7 | 99.3 | -6.1 | 102.9 | -3.6 | 113.0 | -8.2 | 108.9 | 5.9 | 121.1 | 3.2 | 114.3 | 5.9 | 101.8 | 3.9 | 96.5 | -3.7 | 107.8 | -0.5 | 100.9 | -0.2 | 100.9 | -0.2 | |
| 5 | 103.7 | -1.1 | 100.7 | -9.8 | 104.4 | 2.4 | 109.4 | -2.4 | 99.6 | 0.7 | 92.6 | 8.8 | 104.2 | -8.1 | 94.5 | -6.1 | 102.8 | -0.6 | 108.6 | -5.8 | 110.4 | 5.7 | 120.3 | 1.2 | 115.1 | 5.2 | 101.5 | 0.2 | 99.1 | -0.4 | 104.5 | 0.4 | 98.9 | -0.9 | 98.9 | -0.9 | |
| 6 | 105.0 | -1.1 | 107.9 | -4.9 | 106.6 | 1.1 | 107.6 | -3.5 | 99.1 | -1.5 | 94.3 | 5.2 | 103.5 | -8.3 | 94.1 | -5.0 | 104.4 | 6.0 | 113.6 | -3.7 | 107.8 | 4.2 | 118.7 | 2.9 | 113.8 | 5.2 | 102.5 | 0.8 | 97.7 | -1.9 | 105.8 | -0.3 | 100.1 | -1.2 | 100.1 | -1.2 | |
| 7 | 105.0 | 0.4 | 106.7 | -1.4 | 107.3 | 1.0 | 112.0 | -4.2 | 98.7 | -2.8 | 86.4 | -2.7 | 110.1 | 5.2 | 93.4 | -8.9 | 73.7 | -26.4 | 114.8 | -0.2 | 104.0 | -4.5 | 116.2 | -1.8 | 117.7 | 10.3 | 103.2 | 2.1 | 91.5 | -6.9 | 102.3 | -3.9 | 100.5 | 0.8 | 100.5 | 0.8 | |
| 8 | 104.3 | 0.6 | 103.1 | -2.8 | 105.5 | 0.9 | 101.0 | -10.5 | 100.2 | -1.4 | 86.2 | -3.8 | 108.8 | 4.4 | 92.8 | -10.8 | 74.0 | -27.5 | 114.8 | 3.1 | 106.2 | -6.0 | 116.8 | -2.7 | 119.5 | 15.2 | 103.8 | 2.6 | 94.7 | -4.1 | 102.0 | -2.7 | 99.8 | 1.0 | 99.8 | 1.0 | |
| 9 | 104.2 | 0.8 | 101.2 | -4.1 | 107.3 | 1.8 | 103.7 | -6.3 | 101.2 | 0.5 | 83.2 | -6.0 | 108.4 | 5.2 | 93.5 | -7.1 | 75.5 | -26.8 | 113.3 | 1.9 | 103.9 | -2.3 | 119.4 | -0.6 | 118.7 | 13.8 | 104.1 | 3.1 | 97.0 | -1.3 | 102.9 | -4.5 | 99.7 | 1.8 | 99.7 | 1.8 | |
| 10 | 104.7 | 0.3 | 106.1 | -1.0 | 107.9 | 2.6 | 110.1 | -6.3 | 103.5 | 2.3 | 87.2 | -2.9 | 106.0 | 2.3 | 92.3 | -8.5 | 75.5 | -25.4 | 123.2 | 10.0 | 104.4 | -5.9 | 118.6 | -2.9 | 118.1 | 8.7 | 101.3 | -0.5 | 94.4 | -3.6 | 104.8 | -3.1 | 99.2 | 0.1 | 99.2 | 0.1 | |
| 30 | 平成24年平均 | 98.2 | 0.0 | 89.8 | -7.2 | 101.6 | 1.8 | 98.5 | 1.3 | 88.7 | -21.4 | 88.9 | -5.5 | 110.2 | 8.5 | 93.7 | 0.0 | 84.2 | -15.0 | 101.7 | 5.9 | 75.8 | -20.5 | 99.7 | 4.0 | 95.2 | 1.2 | 97.4 | -0.4 | 99.8 | -1.4 | 97.6 | 3.6 | 98.4 | 0.3 | 98.4 | 0.3 |
| | 25 | 99.5 | 1.3 | 93.6 | 4.2 | 103.4 | 1.8 | 100.6 | 2.1 | 93.0 | 4.8 | 90.0 | 1.2 | 101.3 | -8.1 | 92.8 | -1.0 | 88.4 | 5.0 | 107.3 | 5.5 | 75.8 | 0.0 | 113.2 | 13.5 | 100.5 | 5.6 | 99.4 | 2.1 | 97.9 | -1.9 | 101.8 | 4.3 | 99.6 | 1.2 | 99.6 | 1.2 |
| | 26 | 102.0 | 2.5 | 96.2 | 2.8 | 105.5 | 2.0 | 107.7 | 7.1 | 93.9 | 1.0 | 90.4 | 0.4 | 96.3 | -4.9 | 95.9 | 3.3 | 102.9 | 16.4 | 116.5 | 8.6 | 74.6 | -1.6 | 127.5 | 12.6 | 108.2 | 7.7 | 102.1 | 2.7 | 95.8 | -2.1 | 107.8 | 5.9 | 99.2 | -0.4 | 99.2 | -0.4 |
| | 27 | 104.4 | 2.4 | 104.0 | 8.1 | 104.7 | -0.8 | 116.4 | 8.1 | 100.0 | 6.5 | 95.1 | 5.2 | 97.9 | 1.7 | 91.2 | -4.9 | 102.5 | -0.4 | 119.2 | 2.3 | 87.1 | 16.8 | 144.1 | 13.0 | 117.3 | 8.4 | 101.5 | -0.6 | 95.5 | -0.3 | 110.3 | 2.3 | 99.8 | 0.6 | 99.8 | 0.6 |
| | 平成27年10月 | 105.2 | 1.5 | 105.1 | 6.2 | 104.9 | -2.5 | 120.9 | 7.0 | 101.1 | 7.3 | 96.3 | 5.7 | 98.8 | -1.1 | 91.3 | -0.5 | 100.4 | -8.1 | 118.4 | -3.3 | 91.7 | 54.1 | 143.1 | 10.6 | 120.5 | 6.4 | 101.8 | -0.4 | 93.5 | -2.6 | 111.5 | 2.9 | 99.8 | 0.0 | 99.8 | 0.0 |
| | 11 | 104.9 | 1.5 | 104.3 | 8.3 | 105.7 | -0.4 | 114.6 | 0.0 | 101.2 | 4.9 | 95.7 | 7.4 | 98.6 | -0.7 | 92.2 | 1.2 | 100.5 | -9.0 | 120.9 | 3.3 | 91.3 | 10.8 | 143.1 | 5.1 | 116.9 | 6.5 | 101.4 | -2.1 | 90.7 | -4.1 | 111.1 | 1.5 | 100.1 | 0.1 | 100.1 | 0.1 |
| | 12 | 105.4 | 3.3 | 108.6 | 9.4 | 104.8 | -1.1 | 113.2 | -0.7 | 101.8 | 4.3 | 100.7 | 12.9 | 99.7 | 9.9 | 91.9 | -0.9 | 101.0 | -5.7 | 121.9 | 3.3 | 93.7 | 12.2 | 145.6 | 12.3 | 114.1 | 5.5 | 101.2 | -0.4 | 94.5 | -0.4 | 112.1 | 1.3 | 100.8 | 2.2 | 100.8 | 2.2 |
| | 平成28年1月 | 104.6 | 1.4 | 107.0 | 8.4 | 103.0 | -0.3 | 118.7 | -0.1 | 101.1 | 3.6 | 96.1 | 1.8 | 97.3 | 0.4 | 92.1 | 0.9 | 102.3 | -5.0 | 121.3 | 1.7 | 93.3 | 12.8 | 142.0 | 2.7 | 116.2 | 5.3 | 103.5 | -0.9 | 86.7 | -10.2 | 111.4 | 3.4 | 100.2 | 0.5 | 100.2 | 0.5 |
| | 2 | 105.0 | 2.1 | 105.9 | 3.6 | 104.9 | 0.8 | 117.8 | 3.0 | 101.3 | 3.8 | 95.5 | 4.4 | 96.7 | 4.3 | 92.1 | -1.0 | 100.7 | -8.4 | 118.4 | 0.0 | 90.6 | 16.6 | 145.5 | 2.8 | 118.8 | 5.5 | 102.4 | 0.4 | 84.3 | -12.1 | 112.6 | 2.6 | 100.6 | 1.0 | 100.6 | 1.0 |
| | 3 | 106.1 | 1.2 | 110.5 | 5.8 | 105.2 | 0.4 | 117.0 | 1.1 | 104.7 | 4.8 | 99.1 | 8.3 | 96.8 | 1.9 | 92.7 | 3.5 | 101.1 | -8.6 | 119.1 | 0.2 | 95.7 | 17.7 | 150.4 | 1.8 | 118.7 | -10.1 | 102.9 | 3.2 | 88.1 | -14.8 | 114.4 | 1.7 | 101.5 | 0.5 | 101.5 | 0.5 |
| 4 | 107.1 | 1.7 | 112.3 | 7.2 | 106.6 | 0.7 | 125.7 | 5.3 | 105.4 | 3.7 | 98.6 | 6.6 | 98.5 | 0.2 | 94.5 | 1.8 | 102.0 | -7.7 | 121.8 | -1.1 | 94.8 | 10.9 | 147.7 | 0.8 | 119.8 | -4.6 | 103.3 | 4.4 | 88.8 | -10.9 | 115.0 | 2.0 | 102.1 | 1.5 | 102.1 | 1.5 | |
| 5 | 104.8 | 1.3 | 104.0 | 2.7 | 103.1 | 0.5 | 115.2 | 0.4 | 103.8 | 5.2 | 96.2 | 4.3 | 98.3 | -0.8 | 91.8 | 2.6 | 102.3 | -4.3 | 117.2 | -0.1 | 96.7 | 12.4 | 145.1 | -2.4 | 119.7 | 1.0 | 103.2 | 0.9 | 87.7 | -10.2 | 109.4 | 0.6 | 99.9 | 1.4 | 99.9 | 1.4 | |
| 6 | 105.8 | 1.0 | 109.2 | 3.2 | 105.9 | -0.1 | 112.9 | -1.0 | 102.9 | 2.9 | 97.0 | 0.4 | 98.5 | -1.1 | 90.2 | 3.2 | 99.4 | 4.0 | 114.6 | -0.1 | 94.1 | 11.6 | 144.6 | -0.1 | 118.2 | 1.9 | 103.3 | 1.4 | 87.9 | -6.4 | 111.6 | 2.3 | 100.9 | 0.9 | 100.9 | 0.9 | |
| 7 | 105.6 | 1.1 | 105.8 | 0.3 | 106.5 | 1.1 | 119.9 | -0.8 | 102.0 | 2.4 | 97.1 | 1.0 | 97.7 | -0.6 | 92.0 | -1.8 | 103.9 | 12.3 | 118.8 | -2.9 | 94.8 | 9.1 | 141.7 | -0.7 | 116.2 | 3.2 | 103.2 | 2.1 | 84.8 | -8.8 | 111.2 | 0.8 | 101.1 | 1.6 | 101.1 | 1.6 | |
| 8 | 104.6 | 0.5 | 103.8 | 0.6 | 104.7 | 0.4 | 112.0 | -3.5 | 103.9 | 3.9 | 96.7 | -0.8 | 98.8 | -0.8 | 90.6 | -1.3 | 102.0 | 8.9 | 116.1 | -1.0 | 91.4 | -5.2 | 140.4 | -1.8 | 114.9 | 2.7 | 103.0 | 1.3 | 87.2 | -8.4 | 111.1 | 3.2 | 100.1 | 1.0 | 100.1 | 1.0 | |

時系列表第3表 産業別賃金指数(所定内給与(名目))

| 規模 | 年月 | 製造業計 | | 建設業 | | 製造業 | | 電気・ガス・熱供給・水道業 | | 情報通信業 | | 運輸業、郵便業 | | 卸売業、小売業 | | 金融業、保険業 | | 不動産業、物品賃貸業 | | 学術研究、専門・技術サービス業 | | 宿泊業、飲食サービス業 | | 生活関連サービス業、娯楽業 | | 教育、学習支援業 | | 医療、福祉 | | 総合サービス業 | | サービス業 | |
|----|----------|-------|------|-------|-------|-------|------|---------------|-------|-------|-------|---------|------|---------|------|---------|-------|------------|-------|-----------------|------|-------------|-------|---------------|------|----------|-------|-------|------|---------|-------|-------|------|
| | | 前年比 | 前年比 | 前年比 | 前年比 | 前年比 | 前年比 | 前年比 | 前年比 | 前年比 | 前年比 | 前年比 | 前年比 | 前年比 | 前年比 | 前年比 | 前年比 | 前年比 | 前年比 | 前年比 | 前年比 | 前年比 | 前年比 | 前年比 | 前年比 | 前年比 | 前年比 | 前年比 | 前年比 | 前年比 | 前年比 | 前年比 | 前年比 |
| | 平成24年平均 | 99.3 | -0.5 | 93.4 | -7.6 | 104.0 | 3.2 | 100.2 | 1.5 | 81.1 | -22.1 | 89.3 | 4.1 | 103.9 | -2.7 | 101.2 | 1.8 | 65.8 | -30.6 | 97.2 | 2.4 | 107.5 | 3.1 | 102.6 | 2.8 | 100.8 | 5.1 | 100.4 | 1.3 | 103.4 | -1.8 | 92.2 | -2.5 |
| | 25 | 97.8 | -1.5 | 93.7 | 0.3 | 103.4 | -0.6 | 100.3 | 0.1 | 88.9 | 9.6 | 88.6 | -0.8 | 98.2 | -5.5 | 97.7 | -3.5 | 80.6 | 22.5 | 101.0 | 3.9 | 94.7 | -11.9 | 103.0 | 0.4 | 103.8 | 3.0 | 99.6 | -0.8 | 97.3 | -5.9 | 92.4 | 0.2 |
| | 26 | 102.5 | 4.8 | 100.1 | 6.8 | 101.9 | -1.5 | 107.2 | 6.9 | 94.8 | 6.6 | 81.3 | -8.2 | 110.1 | 12.1 | 102.7 | 5.1 | 102.2 | 26.8 | 107.4 | 6.3 | 91.4 | -3.5 | 102.7 | -0.3 | 113.8 | 9.6 | 102.0 | 2.4 | 104.3 | 7.2 | 106.1 | 14.8 |
| | 27 | 103.7 | 1.2 | 105.4 | 5.3 | 101.3 | -0.6 | 109.7 | 2.3 | 98.2 | 3.6 | 87.3 | 7.4 | 106.4 | -3.4 | 103.5 | 0.8 | 102.4 | 0.2 | 110.9 | 3.3 | 104.3 | 14.1 | 119.9 | 16.7 | 108.7 | -4.5 | 103.7 | 1.7 | 101.7 | -2.5 | 106.9 | 0.8 |
| 5 | 平成27年10月 | 103.1 | -1.0 | 102.3 | 0.0 | 101.5 | -2.2 | 114.7 | 1.5 | 97.0 | 0.5 | 89.5 | 17.0 | 102.1 | -8.4 | 101.5 | -2.8 | 98.9 | -7.9 | 107.3 | -6.7 | 109.9 | 26.0 | 124.3 | 14.7 | 109.8 | -10.1 | 104.7 | 2.1 | 98.2 | -4.6 | 108.1 | 3.7 |
| 11 | | 103.0 | -1.3 | 101.9 | -1.5 | 102.4 | 0.0 | 108.0 | -3.7 | 96.5 | -1.5 | 89.4 | 14.0 | 101.7 | -9.5 | 102.8 | -2.3 | 102.5 | 0.8 | 109.2 | -1.8 | 109.7 | 15.7 | 121.1 | 9.7 | 108.3 | -11.4 | 103.9 | 1.2 | 101.2 | -1.5 | 108.1 | 2.4 |
| 12 | | 103.1 | -0.3 | 102.0 | -1.3 | 102.3 | 0.0 | 107.8 | -4.3 | 97.3 | -1.6 | 90.8 | 14.8 | 101.9 | -6.1 | 104.7 | 2.6 | 103.5 | -0.7 | 114.9 | 1.6 | 108.6 | 17.0 | 122.5 | 11.6 | 106.3 | -12.9 | 103.5 | 1.8 | 101.4 | -0.9 | 108.6 | 2.1 |
| 人 | 平成28年1月 | 102.3 | -0.4 | 99.3 | -6.6 | 101.7 | 2.3 | 111.1 | -2.4 | 93.9 | -5.5 | 89.1 | 5.1 | 104.6 | -4.5 | 96.8 | -7.2 | 95.1 | -8.8 | 105.7 | -6.0 | 107.2 | 7.1 | 117.2 | 2.4 | 108.3 | 11.9 | 103.1 | -1.1 | 97.7 | -6.4 | 108.6 | 2.8 |
| 以 | 2 | 102.7 | 0.3 | 102.4 | -5.0 | 102.1 | 2.0 | 104.7 | -3.1 | 93.9 | -5.3 | 90.0 | 5.3 | 102.9 | -2.5 | 96.6 | -7.3 | 104.1 | -1.3 | 104.2 | -5.9 | 106.6 | 14.3 | 120.5 | 4.5 | 114.3 | 11.4 | 102.6 | -0.7 | 97.8 | -5.4 | 104.8 | -1.1 |
| | 3 | 102.9 | -2.6 | 101.3 | -6.4 | 103.1 | 2.5 | 105.3 | -3.0 | 94.7 | -4.1 | 91.9 | 8.0 | 102.1 | -6.3 | 95.1 | -8.0 | 102.5 | -1.0 | 103.0 | -8.3 | 107.0 | 8.6 | 120.5 | 1.2 | 113.4 | -15.1 | 104.0 | 2.5 | 98.7 | -8.1 | 106.6 | 0.5 |
| | 4 | 104.2 | -0.7 | 102.1 | -5.7 | 104.0 | 2.6 | 110.8 | 0.1 | 94.7 | -3.8 | 93.2 | 8.6 | 103.6 | -8.0 | 100.1 | -6.3 | 101.4 | -5.5 | 106.6 | -8.9 | 109.0 | 6.9 | 122.2 | 2.3 | 114.9 | 5.4 | 104.8 | 3.6 | 98.7 | -2.9 | 106.9 | -0.7 |
| 上 | 5 | 102.8 | -1.7 | 96.9 | -11.0 | 102.5 | 2.7 | 102.2 | -3.9 | 94.8 | -1.9 | 92.6 | 9.3 | 102.9 | -9.0 | 95.3 | -6.8 | 101.8 | -2.3 | 101.9 | -6.8 | 110.6 | 7.7 | 121.4 | 1.0 | 115.2 | 4.3 | 103.9 | -0.7 | 100.9 | 0.0 | 104.1 | -0.6 |
| | 6 | 104.2 | -1.2 | 105.0 | -5.8 | 104.0 | 2.4 | 103.5 | -4.0 | 96.8 | -1.9 | 93.9 | 6.5 | 102.1 | -9.4 | 94.9 | -6.2 | 101.9 | 3.6 | 108.0 | -4.5 | 109.3 | 6.6 | 120.3 | 2.4 | 114.2 | 4.5 | 105.4 | 0.7 | 99.9 | -1.1 | 105.8 | -0.8 |
| | 7 | 104.3 | 0.8 | 102.9 | -0.6 | 104.5 | 1.7 | 106.6 | -6.1 | 95.7 | -3.3 | 85.9 | -1.7 | 109.5 | 5.8 | 94.5 | -8.5 | 71.5 | -27.7 | 111.5 | 1.5 | 104.9 | -2.8 | 116.8 | -3.2 | 118.1 | 9.7 | 106.3 | 1.9 | 93.9 | -5.8 | 102.6 | -4.1 |
| | 8 | 103.5 | 0.6 | 99.8 | -2.6 | 103.0 | 1.4 | 97.4 | -10.1 | 96.6 | -2.6 | 85.4 | -4.6 | 108.1 | 5.1 | 93.8 | -10.7 | 71.3 | -29.3 | 111.8 | 4.0 | 106.7 | -3.9 | 118.2 | -3.2 | 119.0 | 13.4 | 106.6 | 2.6 | 96.5 | -3.9 | 102.2 | -3.6 |
| | 9 | 103.8 | 1.3 | 97.6 | -3.6 | 104.9 | 2.3 | 100.7 | -6.9 | 98.6 | 0.1 | 82.8 | -5.0 | 108.2 | 6.3 | 94.5 | -7.8 | 72.6 | -28.3 | 110.6 | 2.7 | 104.8 | -0.7 | 121.0 | -1.1 | 119.1 | 12.8 | 107.4 | 3.2 | 99.8 | -0.8 | 102.4 | -5.4 |
| | 10 | 103.8 | 0.7 | 102.4 | 0.1 | 104.7 | 3.2 | 106.9 | -6.8 | 99.9 | 3.0 | 87.0 | -2.8 | 105.6 | 3.4 | 93.5 | -7.9 | 70.6 | -28.6 | 118.7 | 10.6 | 105.1 | -4.4 | 119.2 | -4.1 | 118.1 | 7.6 | 104.6 | -0.1 | 97.2 | -1.0 | 102.5 | -5.2 |
| 30 | 平成27年平均 | 98.6 | 0.7 | 90.2 | -5.5 | 101.6 | 2.2 | 99.6 | 3.7 | 84.0 | -24.5 | 88.4 | -4.0 | 105.2 | 6.6 | 95.7 | 1.2 | 87.2 | -13.1 | 100.2 | 4.6 | 75.6 | -20.5 | 99.2 | 2.9 | 95.6 | 1.1 | 102.2 | 4.7 | 102.3 | 0.0 | 97.5 | 3.5 |
| | 25 | 99.3 | 0.7 | 92.5 | 2.5 | 103.1 | 1.5 | 101.5 | 1.9 | 88.5 | 5.4 | 86.9 | -1.7 | 99.7 | -7.9 | 94.4 | -1.4 | 90.8 | 4.1 | 104.9 | 4.7 | 75.3 | -0.4 | 112.4 | 13.3 | 100.7 | 5.3 | 103.8 | 1.6 | 99.8 | -2.4 | 101.0 | 3.6 |
| 人 | 26 | 101.1 | 1.8 | 95.3 | 3.0 | 104.0 | 0.9 | 108.7 | 7.1 | 89.5 | 1.1 | 85.3 | -1.8 | 95.1 | -4.6 | 98.4 | 4.2 | 106.1 | 16.9 | 113.6 | 8.3 | 73.7 | -2.1 | 126.1 | 12.2 | 108.1 | 7.3 | 106.3 | 2.4 | 97.2 | -2.6 | 106.1 | 5.0 |
| | 27 | 103.0 | 1.9 | 102.4 | 7.5 | 101.0 | -2.9 | 111.4 | 2.5 | 95.1 | 6.3 | 92.4 | 8.3 | 95.9 | 0.8 | 92.6 | -5.9 | 99.8 | -5.9 | 112.0 | -1.4 | 87.5 | 18.7 | 143.5 | 13.8 | 118.6 | 9.7 | 105.2 | -1.0 | 96.8 | -0.4 | 108.8 | 2.5 |
| 30 | 平成27年10月 | 103.7 | 1.5 | 103.0 | 4.9 | 100.8 | -4.3 | 117.3 | 1.5 | 94.8 | 5.3 | 93.8 | 14.3 | 96.9 | -2.0 | 92.3 | -1.7 | 96.4 | -14.5 | 111.4 | -7.4 | 91.4 | 55.2 | 142.4 | 11.3 | 121.9 | 10.0 | 105.6 | -0.8 | 93.1 | -2.8 | 110.2 | 2.5 |
| 11 | | 103.1 | 0.9 | 102.4 | 7.9 | 101.4 | -2.2 | 109.0 | -5.1 | 95.2 | 3.7 | 91.9 | 9.5 | 96.5 | -2.0 | 93.3 | -0.3 | 97.0 | -14.9 | 113.4 | 0.2 | 91.1 | 11.9 | 141.9 | 5.0 | 118.4 | 8.0 | 104.9 | -2.6 | 92.1 | -3.9 | 109.1 | 1.5 |
| 12 | | 103.5 | 2.6 | 106.3 | 8.7 | 100.9 | -3.1 | 109.0 | -5.5 | 96.2 | 3.2 | 94.8 | 13.8 | 97.4 | 8.9 | 92.6 | -2.7 | 97.2 | -12.5 | 114.8 | -1.3 | 93.0 | 13.8 | 145.0 | 12.1 | 115.5 | 6.6 | 104.8 | -1.0 | 95.7 | -0.5 | 109.9 | 1.4 |
| 人 | 平成28年1月 | 103.1 | 1.2 | 104.1 | 6.7 | 100.3 | 0.0 | 116.0 | -0.7 | 95.6 | 1.9 | 92.4 | 1.2 | 95.5 | 1.0 | 93.0 | -0.2 | 99.3 | -5.3 | 114.5 | 1.4 | 93.0 | 12.2 | 142.5 | 2.4 | 117.5 | 5.3 | 105.7 | -1.0 | 87.4 | -10.8 | 109.1 | 2.5 |
| 以 | 2 | 103.4 | 1.8 | 105.9 | 3.8 | 100.8 | 0.6 | 108.2 | -1.5 | 95.3 | 1.0 | 92.7 | 2.8 | 95.1 | 4.7 | 93.3 | -1.2 | 97.0 | -9.5 | 109.6 | -0.8 | 91.4 | 15.8 | 145.7 | 2.5 | 120.2 | 5.6 | 105.6 | -0.3 | 86.4 | -13.2 | 110.1 | 2.3 |
| | 3 | 104.5 | 1.0 | 109.3 | 7.6 | 101.6 | 0.6 | 108.7 | -1.7 | 96.8 | 2.8 | 96.9 | 7.4 | 94.8 | 1.6 | 93.4 | 2.5 | 96.8 | -10.5 | 109.9 | -0.8 | 96.1 | 17.1 | 149.5 | 1.7 | 120.0 | -9.9 | 107.0 | 3.0 | 89.9 | -14.5 | 111.8 | 1.8 |
| 4 | | 105.2 | 1.5 | 111.3 | 10.3 | 102.3 | 0.2 | 116.2 | 3.3 | 96.8 | 3.3 | 96.4 | 6.5 | 96.4 | -0.1 | 94.5 | 1.3 | 98.1 | -9.7 | 112.8 | -0.6 | 95.3 | 10.3 | 143.7 | -0.1 | 121.0 | -4.6 | 107.4 | 4.4 | 89.9 | -10.4 | 111.9 | 2.0 |
| 上 | 5 | 103.7 | 1.0 | 102.2 | 3.1 | 100.6 | 0.6 | 106.0 | -1.2 | 97.3 | 4.0 | 95.7 | 4.8 | 96.5 | -0.5 | 91.6 | 0.7 | 100.0 | -5.2 | 110.1 | -0.9 | 96.7 | 10.9 | 143.4 | -1.9 | 120.6 | 0.9 | 106.6 | 0.1 | 89.4 | -8.6 | 108.1 | 0.3 |
| 6 | | 104.7 | 1.4 | 107.6 | 2.7 | 102.4 | 0.7 | 107.6 | -1.3 | 99.3 | 3.7 | 95.7 | 1.6 | 96.6 | -0.9 | 91.5 | 0.0 | 95.7 | 2.7 | 107.4 | -1.7 | 96.3 | 13.8 | 143.9 | -0.2 | 119.6 | 2.0 | 107.3 | 1.6 | 89.3 | -5.5 | 110.5 | 2.1 |
| 7 | | 104.4 | 1.3 | 104.7 | 0.3 | 102.5 | 1.0 | 114.7 | -1.0 | 98.5 | 3.4 | 95.1 | 2.3 | 96.0 | -0.6 | 90.6 | -2.8 | 102.2 | 13.2 | 112.1 | -2.3 | 95.2 | 8.7 | 140.2 | -1.6 | 117.3 | 3.4 | 107.4 | 2.2 | 86.7 | -7.5 | 109.8 | 0.2 |
| 8 | | 103.4 | 0.4 | 102.3 | -1.1 | 101.1 | 0.5 | 107.8 | -1.7 | 99.4 | 3.8 | 94.8 | 0.6 | 97.1 | -0.6 | 91.4 | -2.4 | 100.6 | 8.8 | 109.7 | -1.2 | 91.3 | -4.9 | 139.8 | -1.9 | 116.3 | 2.6 | 106.5 | 1.2 | 89.4 | -7.7 | 109.6 | 1.5 |
| 9 | | 104.3 | 1.1 | 100.9 | -1.9 | 102.5 | 1.1 | 107.7 | -1.7 | 102.0 | 5.5 | 95.0 | 1.8 | 97.7 | 1.2 | 93.2 | 2.3 | 101.8 | 4.8 | 110.4 | -0.1 | 92.2 | 4.5 | 144.8 | 1.0 | 118.3 | 0.0 | 106.9 | 1.8 | 91.0 | -4.1 | 109.3 | -0.2 |
| 10 | | 105.5 | 1.7 | 112.5 | 9.2 | 102.7 | 1.9 | 115.1 | -1.9 | 104.1 | 9.8 | 96.6 | 3.0 | 98.1 | 1.2 | 93.2 | 1.0 | 100.1 | 3.8 | 112.5 | 1.0 | 94.6 | 3.5 | 142.9 | 0.4 | 120.4 | -1.2 | 106.2 | 0.6 | 89.5 | -3.9 | 109.6 | -0.5 |

時系列表第4表 産業別労働時間指数（総実労働時間）

| 規模 | 年月 | 調査産業計 | | 建設業 | | 製造業 | | 電気・ガス・熱供給・水道業 | | 情報通信業 | | 運輸業、郵便業 | | 卸売業、小売業 | | 金融業、保険業 | | 不動産業、物品賃貸業 | | 学術研究、専門・技術サービス業 | | 宿泊業、飲食サービス業 | | 生活関連サービス業、娯楽業 | | 教育、学習支援業 | | 医療、福祉 | | 複合サービス事業 | | サービス業 | | |
|---------|-------|-------|-------|-------|-------|-------|-------|---------------|-------|-------|-------|---------|-------|---------|-------|---------|-------|------------|-------|-----------------|------|-------------|-------|---------------|-------|----------|-------|-------|-------|----------|-------|-------|------|------|
| | | 前年比 | 前年比 | 前年比 | 前年比 | 前年比 | 前年比 | 前年比 | 前年比 | 前年比 | 前年比 | 前年比 | 前年比 | 前年比 | 前年比 | 前年比 | 前年比 | 前年比 | 前年比 | 前年比 | 前年比 | 前年比 | 前年比 | 前年比 | 前年比 | 前年比 | 前年比 | 前年比 | 前年比 | 前年比 | 前年比 | 前年比 | | |
| 平成24年平均 | 25 | 99.8 | 0.2 | 97.9 | -3.4 | 101.2 | 4.1 | 98.5 | 1.1 | 95.2 | -2.8 | 98.9 | -0.9 | 97.7 | -3.4 | 101.8 | 5.7 | 89.2 | -5.0 | 97.3 | -0.3 | 101.6 | -1.6 | 108.3 | -0.7 | 103.5 | 2.9 | 100.9 | 0.5 | 95.9 | 0.6 | 96.7 | 0.9 | |
| | 26 | 99.3 | -1.5 | 97.3 | -0.6 | 102.7 | 1.5 | 96.6 | -1.9 | 95.5 | 0.3 | 101.0 | 2.1 | 95.2 | -2.6 | 98.1 | -3.6 | 96.7 | 8.4 | 97.6 | 0.3 | 91.4 | -10.0 | 91.5 | -15.5 | 100.6 | -2.8 | 100.0 | -0.9 | 95.4 | -0.5 | 94.2 | -2.6 | |
| | 27 | 99.2 | 0.9 | 97.7 | 0.4 | 104.1 | 1.4 | 96.0 | -0.6 | 93.4 | -2.2 | 98.4 | -2.6 | 97.6 | 2.5 | 95.2 | -3.0 | 98.7 | 2.1 | 100.5 | 3.0 | 93.3 | 2.1 | 93.0 | 1.6 | 102.8 | 2.2 | 100.5 | 0.5 | 94.8 | -0.6 | 96.2 | 2.1 | |
| | 28 | 99.9 | 0.7 | 100.4 | 2.8 | 104.0 | -0.1 | 102.9 | 7.2 | 97.4 | 4.3 | 95.0 | -3.5 | 100.4 | 2.9 | 96.3 | 1.2 | 103.9 | 5.3 | 99.0 | -1.5 | 97.9 | 4.9 | 97.4 | 4.7 | 94.2 | -8.4 | 100.7 | 0.2 | 94.8 | 0.0 | 98.9 | 2.8 | |
| | 29 | 100.5 | -2.7 | 101.8 | -0.6 | 104.6 | -3.4 | 106.2 | 1.5 | 102.6 | 5.7 | 94.2 | -4.5 | 94.2 | -4.5 | 100.0 | 0.5 | 95.6 | -4.1 | 104.3 | 0.8 | 98.8 | -5.6 | 99.1 | 7.7 | 99.7 | 7.0 | 102.0 | -2.3 | 94.7 | -5.8 | 99.5 | -2.5 | |
| | 30 | 101.4 | 0.9 | 103.0 | 3.3 | 107.3 | 1.1 | 98.1 | 7.7 | 97.1 | 2.1 | 97.5 | -2.2 | 101.8 | 2.5 | 93.2 | 2.8 | 106.2 | 2.0 | 98.8 | -0.7 | 98.8 | 1.3 | 97.5 | 1.8 | 94.9 | -10.0 | 102.0 | 1.4 | 93.4 | -2.5 | 99.3 | 4.4 | |
| | 31 | 99.9 | 0.1 | 99.4 | 1.5 | 105.4 | 1.1 | 95.5 | 6.7 | 96.1 | 5.4 | 99.9 | -2.3 | 101.7 | 3.9 | 94.4 | -1.0 | 104.8 | 4.8 | 97.6 | -1.1 | 98.3 | 2.2 | 98.5 | 6.8 | 85.0 | -16.4 | 100.0 | -1.4 | 95.3 | -1.2 | 97.5 | 0.3 | |
| | 32 | 93.6 | 0.4 | 92.4 | 0.9 | 93.9 | -0.5 | 99.9 | 3.4 | 89.8 | 2.2 | 93.1 | -0.2 | 95.8 | 1.5 | 91.4 | -1.1 | 89.7 | -6.7 | 89.8 | 1.6 | 89.5 | -2.2 | 96.3 | 1.7 | 89.8 | 9.0 | 95.5 | -0.7 | 87.1 | -5.8 | 95.2 | 0.6 | |
| | 33 | 99.8 | 2.9 | 102.5 | 4.5 | 106.2 | 0.9 | 104.8 | 3.5 | 95.9 | 1.1 | 94.9 | 3.6 | 98.7 | 1.3 | 90.3 | -1.8 | 104.3 | 0.9 | 101.2 | 4.0 | 93.4 | 1.2 | 94.3 | 4.7 | 97.8 | 17.3 | 99.9 | 4.7 | 89.7 | 3.2 | 99.5 | 2.5 | |
| | 34 | 102.0 | 0.5 | 104.2 | -0.9 | 106.1 | 1.0 | 113.4 | 0.6 | 101.8 | 0.9 | 99.4 | 5.6 | 99.8 | 1.3 | 97.8 | -2.3 | 107.6 | 4.3 | 107.6 | 1.7 | 93.8 | -3.0 | 95.3 | -3.1 | 103.0 | -12.3 | 101.4 | 5.4 | 96.9 | 3.7 | 103.7 | -0.4 | |
| 35 | 103.1 | -0.8 | 99.3 | -6.9 | 108.4 | -0.6 | 111.8 | -1.8 | 101.3 | 0.5 | 100.6 | 5.6 | 102.7 | -1.3 | 99.6 | -3.2 | 98.0 | -10.0 | 103.3 | -4.1 | 97.7 | -2.6 | 99.7 | -0.9 | 101.5 | 0.6 | 104.2 | 2.7 | 94.0 | -6.1 | 103.0 | -0.1 | | |
| 36 | 94.8 | -0.7 | 93.5 | 0.0 | 92.9 | -1.2 | 99.1 | 5.9 | 89.5 | 0.3 | 93.2 | 3.1 | 95.7 | -2.3 | 94.2 | 0.3 | 98.6 | 0.2 | 90.6 | 0.2 | 90.0 | -0.2 | 96.9 | -1.7 | 96.2 | -4.1 | 97.7 | 2.1 | 98.2 | -1.9 | 89.6 | -6.8 | 94.4 | 1.6 |
| 37 | 103.1 | -1.6 | 105.1 | -0.4 | 108.7 | -0.7 | 112.5 | 0.4 | 96.4 | -3.2 | 98.4 | 0.7 | 100.3 | -3.9 | 97.8 | -1.2 | 108.2 | 1.8 | 103.6 | -3.5 | 92.8 | -7.4 | 97.6 | -0.9 | 106.7 | -2.9 | 106.6 | 1.1 | 99.7 | 1.9 | 100.5 | -0.8 | | |
| 38 | 100.8 | -3.0 | 99.1 | -7.1 | 107.0 | -2.1 | 103.4 | -6.0 | 98.6 | -5.0 | 90.4 | -6.9 | 103.1 | 0.2 | 97.7 | -7.3 | 93.9 | -13.8 | 92.2 | -10.7 | 92.1 | -5.2 | 94.2 | -5.8 | 102.6 | 0.9 | 105.3 | 0.7 | 93.9 | -7.2 | 98.0 | -3.7 | | |
| 39 | 97.1 | -0.8 | 97.3 | 2.2 | 98.8 | -0.2 | 101.2 | 4.8 | 94.2 | -4.5 | 89.3 | -6.1 | 98.9 | -2.4 | 96.8 | 1.4 | 95.1 | -5.2 | 95.9 | 3.3 | 94.1 | -8.5 | 93.0 | -6.2 | 89.2 | 17.2 | 103.3 | 0.0 | 96.7 | 0.3 | 97.3 | 0.0 | | |
| 40 | 99.7 | 0.4 | 97.5 | -1.1 | 106.3 | 1.3 | 102.2 | 3.3 | 96.6 | -1.1 | 90.3 | -3.3 | 100.3 | -0.5 | 96.2 | 5.6 | 100.5 | -5.5 | 91.5 | -5.3 | 91.6 | -3.9 | 93.2 | -4.3 | 104.8 | 17.8 | 103.2 | 1.4 | 94.3 | 5.4 | 94.9 | -3.2 | | |
| 41 | 99.0 | -1.5 | 99.5 | -2.3 | 105.1 | 0.5 | 102.2 | -3.8 | 94.9 | -7.5 | 90.0 | -4.5 | 98.5 | -1.5 | 94.8 | -0.8 | 97.3 | -6.7 | 96.4 | -2.4 | 96.4 | -2.4 | 91.3 | -7.9 | 91.9 | -7.8 | 106.0 | 9.2 | 99.3 | -2.6 | 93.9 | -0.8 | 99.2 | -0.3 |
| 42 | 98.9 | 0.1 | 93.4 | -7.7 | 102.4 | 5.3 | 99.5 | 1.3 | 95.8 | -4.2 | 97.6 | -1.4 | 94.7 | -5.4 | 103.3 | 6.4 | 97.8 | 4.7 | 99.3 | 1.2 | 76.9 | -19.7 | 97.3 | -4.4 | 99.4 | -2.4 | 101.7 | 2.1 | 99.4 | 0.1 | 98.7 | 0.2 | | |
| 43 | 99.4 | 0.5 | 94.4 | 1.1 | 103.7 | 1.3 | 96.7 | -2.8 | 96.1 | 0.3 | 99.2 | 1.6 | 93.8 | -1.0 | 99.1 | -4.1 | 102.4 | 4.7 | 102.0 | 2.7 | 78.5 | 2.1 | 95.1 | -2.3 | 98.3 | -1.1 | 102.0 | 0.3 | 98.8 | -0.6 | 99.3 | 0.6 | | |
| 44 | 99.7 | 0.3 | 95.8 | 1.5 | 105.4 | 1.6 | 95.4 | -1.3 | 95.6 | -0.5 | 95.3 | -3.9 | 91.0 | -3.0 | 97.8 | -1.3 | 112.6 | 10.0 | 105.2 | 3.1 | 78.1 | 0.5 | 95.6 | 0.5 | 100.7 | 2.4 | 103.2 | 1.2 | 99.8 | 1.0 | 101.6 | 2.3 | | |
| 45 | 100.9 | 1.2 | 96.7 | 0.9 | 104.2 | -1.1 | 104.7 | 9.7 | 97.6 | 2.1 | 96.7 | 1.5 | 96.1 | 5.6 | 98.8 | 1.0 | 115.5 | 2.6 | 101.4 | -3.6 | 89.4 | 14.5 | 103.6 | 8.4 | 100.8 | 0.1 | 102.7 | -0.5 | 96.6 | -3.2 | 102.5 | 0.9 | | |
| 46 | 102.3 | -1.3 | 102.2 | -0.3 | 105.2 | -4.5 | 107.6 | 3.6 | 98.8 | 0.0 | 97.7 | 1.7 | 95.2 | 4.0 | 98.7 | -4.2 | 115.5 | -3.2 | 105.2 | -5.7 | 91.8 | 43.9 | 103.4 | 11.3 | 108.8 | -9.0 | 103.6 | -3.7 | 94.9 | -12.0 | 103.2 | -2.9 | | |
| 47 | 102.2 | 1.9 | 94.7 | -3.1 | 108.2 | 1.2 | 99.1 | 11.3 | 98.6 | 1.5 | 98.7 | 2.8 | 97.3 | 5.5 | 94.0 | 3.3 | 112.3 | -3.0 | 99.4 | -2.8 | 92.2 | 3.8 | 102.6 | 2.3 | 101.0 | 6.5 | 103.4 | -0.9 | 95.5 | 5.8 | 102.0 | 2.4 | | |
| 48 | 101.4 | 1.4 | 95.5 | 0.1 | 105.7 | 0.2 | 96.1 | 8.3 | 95.8 | 3.5 | 102.4 | 0.7 | 98.1 | 10.1 | 100.1 | 2.2 | 110.8 | -2.8 | 98.3 | -3.8 | 96.1 | 6.5 | 100.7 | 10.2 | 90.4 | -2.7 | 102.4 | -1.3 | 95.2 | -8.4 | 101.9 | -0.4 | | |
| 49 | 95.2 | -0.2 | 94.5 | 3.2 | 93.7 | -1.1 | 101.3 | 2.2 | 92.8 | 2.9 | 93.8 | -2.1 | 93.5 | 2.4 | 92.9 | -1.3 | 111.8 | 1.1 | 93.5 | -3.2 | 91.4 | 4.8 | 95.2 | 1.9 | 90.6 | -4.4 | 100.2 | 1.2 | 93.1 | -0.7 | 97.7 | -1.2 | | |
| 50 | 101.0 | 3.1 | 97.2 | 5.9 | 106.3 | 0.7 | 107.4 | 3.8 | 98.8 | 2.9 | 93.3 | 1.9 | 94.3 | 1.8 | 95.3 | 1.6 | 110.1 | -8.6 | 103.2 | 3.8 | 88.0 | 8.9 | 101.2 | 5.1 | 101.6 | 8.0 | 103.4 | 7.3 | 92.2 | 4.3 | 103.1 | 2.5 | | |
| 51 | 104.1 | 2.5 | 104.6 | 0.0 | 106.2 | 1.7 | 116.1 | -0.1 | 106.6 | 4.5 | 99.1 | 4.6 | 94.8 | 3.4 | 105.0 | 1.7 | 118.8 | -2.5 | 110.3 | 0.0 | 93.9 | 8.6 | 106.8 | -1.2 | 108.1 | -6.2 | 105.7 | 9.0 | 95.9 | -1.7 | 107.1 | -0.9 | | |
| 52 | 105.0 | -0.2 | 97.7 | -5.9 | 109.0 | -1.0 | 113.7 | -0.9 | 104.4 | 1.4 | 98.9 | 2.8 | 99.1 | 0.0 | 103.6 | -1.0 | 114.3 | -8.7 | 104.1 | -5.8 | 96.2 | 8.0 | 111.9 | 2.1 | 105.6 | -5.0 | 107.1 | 2.9 | 96.9 | -9.2 | 105.7 | -1.1 | | |
| 53 | 95.9 | 0.5 | 90.5 | 2.1 | 93.0 | 0.0 | 100.3 | 6.6 | 91.7 | 2.6 | 94.7 | 2.0 | 93.9 | -0.8 | 98.2 | 4.0 | 107.9 | -6.3 | 93.4 | 5.1 | 92.1 | 6.9 | 104.6 | -1.6 | 100.4 | 4.4 | 101.2 | -1.5 | 96.5 | -3.7 | 96.5 | -0.6 | | |
| 54 | 105.4 | 0.0 | 101.5 | 0.5 | 109.9 | -0.5 | 113.5 | 0.1 | 98.6 | -1.5 | 96.9 | -2.4 | 99.2 | 0.4 | 104.6 | 1.7 | 113.3 | -3.7 | 109.2 | -2.4 | 94.9 | 11.5 | 108.2 | -0.1 | 108.8 | -3.3 | 109.3 | 2.9 | 100.5 | 3.1 | 102.8 | -2.6 | | |
| 55 | 103.3 | -2.0 | 94.6 | -10.2 | 108.5 | -1.2 | 104.4 | -7.0 | 100.1 | -3.1 | 97.5 | -1.2 | 98.3 | 0.1 | 100.1 | -6.1 | 117.0 | 2.3 | 97.6 | -7.0 | 94.9 | 7.5 | 103.9 | -3.5 | 101.4 | -5.4 | 107.1 | -0.6 | 95.2 | -7.5 | 102.7 | -2.7 | | |
| 56 | 99.2 | 0.7 | 97.3 | 12.2 | 99.8 | 1.4 | 101.6 | 2.5 | 96.5 | -0.7 | 95.6 | -1.6 | 96.7 | -2.5 | 98.8 | 2.8 | 111.1 | 0.8 | 101.6 | 8.7 | 92.0 | -7.1 | 102.3 | -1.9 | 85.9 | 5.5 | 106.4 | -0.9 | 99.6 | 1.1 | 102.3 | 2.0 | | |
| 57 | 102.2 | 1.9 | 98.7 | 4.8 | 107.4 | 1.9 | 102.7 | 1.8 | 99.8 | 3.6 | 96.6 | 1.3 | 97.6 | 0.7 | 99.7 | 3.6 | 119.1 | 6.8 | 99.9 | 2.7 | 92.5 | 2.7 | 101.1 | -1.4 | 101.3 | 4.4 | 104.1 | 1.6 | 96.0 | 7.7 | 100.1 | 0.2 | | |
| 58 | 101.3 | -1.0 | 101.9 | -0.3 | 105.6 | 0.4 | 102.7 | -4.6 | 97.5 | -1.3 | 96.5 | -1.2 | 96.1 | 0.9 | 96.3 | -2.4 | 115.0 | -0.4 | 102.8 | -2.3 | 91.8 | 0.0 | 100.9 | -2.4 | 102.7 | -5.6 | 100.8 | -2.7 | 97.5 | 2.7 | 102.3 | -0.9 | | |

時系列表第5表 産業別労働時間指数（所定内労働時間）

| 年度 | (平成22年平均=100) | | | | | | | | | | | | | | | | | | | | | | | | | | | | | | | |
|----------|---------------|------|-------|---------------|-------|---------|---------|---------|------------|-----------------|-------------|---------------|----------|-------|----------|-------|-------|-------|-------|-------|-------|-------|-------|-------|-------|-------|-------|------|-------|-------|-------|------|
| | 調査産業計 | 建設業 | 製造業 | 電気・ガス・熱供給・水道業 | 情報通信業 | 運輸業、郵便業 | 卸売業、小売業 | 金融業、保険業 | 不動産業、物品賃貸業 | 学術研究、専門・技術サービス業 | 宿泊業、飲食サービス業 | 生活関連サービス業、娯楽業 | 教育、学習支援業 | 医療、福祉 | 複合サービス事業 | サービス業 | | | | | | | | | | | | | | | | |
| 平成24年平均 | 99.9 | -0.2 | 96.6 | -4.9 | 101.2 | 3.9 | 99.6 | 0.6 | 96.2 | -2.0 | 104.5 | 4.8 | 97.0 | -4.1 | 100.9 | 3.8 | 89.5 | -5.8 | 98.2 | -0.6 | 101.0 | -4.0 | 109.6 | 1.4 | 101.3 | 0.5 | 98.0 | 0.5 | | | | |
| 25 | 97.9 | -2.0 | 96.3 | -0.3 | 101.9 | 0.7 | 95.8 | -3.8 | 94.5 | -1.8 | 105.2 | 0.7 | 94.7 | -2.4 | 96.4 | -4.5 | 96.7 | 8.0 | 97.9 | -0.3 | 89.8 | -11.1 | 94.3 | -14.0 | 99.1 | -2.2 | 99.4 | -1.9 | 98.1 | 0.1 | | |
| 26 | 98.2 | 0.3 | 95.5 | -0.8 | 102.0 | 0.1 | 94.3 | -1.6 | 94.3 | -0.2 | 98.6 | -6.3 | 96.3 | 1.7 | 93.6 | -2.9 | 97.1 | 0.4 | 98.9 | 1.0 | 93.2 | 3.8 | 95.2 | 1.0 | 104.7 | 5.7 | 100.1 | 0.7 | 96.9 | -1.2 | 95.3 | 1.0 |
| 27 | 99.1 | 0.9 | 95.9 | 0.4 | 101.8 | -0.2 | 101.3 | 7.4 | 97.3 | 3.2 | 97.9 | -0.7 | 98.3 | 2.1 | 95.3 | 1.8 | 102.6 | 5.7 | 96.4 | -2.5 | 97.9 | 5.0 | 99.9 | 4.9 | 97.3 | -7.1 | 101.1 | 1.0 | 96.8 | -0.1 | 98.9 | 3.8 |
| 平成27年10月 | 99.6 | -2.7 | 97.6 | -2.3 | 102.5 | -3.3 | 104.7 | 1.8 | 101.4 | 3.4 | 97.5 | -1.6 | 97.1 | -0.8 | 94.5 | -3.9 | 102.8 | 1.9 | 96.6 | -6.8 | 99.0 | 5.5 | 102.1 | 6.1 | 100.0 | -19.8 | 102.1 | -2.2 | 95.6 | -6.6 | 99.6 | -2.9 |
| 11 | 100.2 | 0.7 | 96.8 | 0.0 | 105.3 | 1.6 | 96.6 | 8.9 | 96.1 | -0.1 | 100.1 | 0.1 | 99.0 | 1.3 | 92.5 | 4.3 | 104.1 | 2.9 | 96.7 | -0.9 | 98.8 | 0.4 | 99.9 | 0.8 | 97.5 | -9.9 | 102.0 | 1.5 | 95.0 | -2.6 | 99.1 | 4.3 |
| 12 | 98.5 | 0.0 | 95.2 | 1.4 | 103.1 | 0.9 | 94.0 | 6.3 | 95.3 | 3.7 | 101.3 | 0.9 | 98.4 | 2.3 | 93.9 | -0.5 | 102.2 | 4.4 | 94.6 | -2.1 | 98.0 | 0.8 | 101.2 | 6.0 | 87.3 | -15.9 | 99.9 | -1.2 | 96.5 | -0.7 | 97.4 | 0.7 |
| 平成28年1月 | 92.1 | -0.1 | 86.3 | 0.6 | 91.5 | 0.4 | 95.6 | 0.7 | 88.5 | -0.7 | 96.2 | 0.6 | 93.3 | 0.5 | 91.9 | 0.7 | 87.2 | -7.3 | 85.5 | -4.0 | 96.7 | 0.8 | 91.4 | 0.0 | 88.4 | 6.4 | 94.2 | -1.8 | 89.5 | -6.2 | 93.8 | -0.4 |
| 2 | 98.3 | 2.0 | 95.9 | 1.4 | 103.8 | 1.2 | 102.0 | 2.7 | 93.6 | -1.8 | 98.7 | 3.8 | 96.3 | 0.4 | 90.8 | 0.2 | 101.9 | 0.0 | 95.6 | 1.8 | 94.2 | 1.8 | 96.2 | 3.4 | 99.0 | 13.8 | 99.2 | 3.2 | 92.2 | 2.9 | 98.2 | 1.8 |
| 3 | 100.6 | 0.1 | 97.4 | -2.1 | 104.3 | 1.8 | 109.4 | -0.4 | 99.1 | -1.4 | 102.5 | 5.6 | 97.4 | 0.4 | 98.0 | -0.7 | 105.2 | 2.4 | 101.8 | 4.2 | 94.5 | -2.8 | 97.0 | -3.1 | 104.1 | -14.1 | 101.4 | 4.5 | 99.3 | 3.3 | 101.8 | -0.6 |
| 4 | 101.9 | -1.3 | 94.7 | -7.4 | 106.7 | -0.3 | 109.0 | -2.7 | 99.2 | -1.6 | 103.5 | 5.1 | 100.1 | -2.2 | 99.2 | -2.2 | 95.4 | -11.7 | 100.5 | -4.3 | 98.4 | -1.7 | 100.7 | -1.9 | 102.0 | -2.1 | 104.0 | 1.8 | 95.3 | -6.8 | 102.6 | -0.8 |
| 5 | 93.7 | -1.4 | 88.6 | -0.8 | 91.2 | -0.8 | 97.7 | 7.4 | 88.8 | -0.6 | 96.8 | 3.5 | 93.3 | -3.1 | 93.8 | 0.5 | 96.1 | -1.6 | 87.5 | 0.5 | 97.6 | -0.5 | 97.5 | -4.7 | 98.2 | -1.0 | 97.7 | -3.0 | 91.0 | -7.1 | 93.8 | 1.1 |
| 6 | 102.7 | -1.6 | 101.1 | -1.3 | 107.9 | 0.2 | 112.3 | 1.1 | 97.1 | -3.9 | 103.0 | 3.6 | 98.5 | -4.4 | 98.3 | -0.1 | 104.8 | -1.0 | 101.7 | -3.0 | 93.9 | -6.7 | 99.3 | -2.2 | 108.0 | -4.7 | 106.4 | 0.4 | 102.2 | 2.5 | 100.9 | -1.2 |
| 7 | 100.2 | -3.1 | 94.9 | -7.1 | 105.6 | -1.9 | 102.4 | -6.1 | 97.1 | -6.5 | 93.6 | -7.1 | 101.4 | 1.0 | 98.3 | -6.1 | 91.7 | -14.5 | 91.1 | -10.3 | 92.8 | -4.6 | 95.5 | -7.3 | 103.3 | -1.0 | 105.1 | -0.3 | 96.0 | -7.2 | 98.5 | -4.2 |
| 8 | 96.4 | -0.7 | 93.5 | 2.2 | 97.0 | 0.1 | 102.6 | 7.0 | 92.5 | -6.0 | 92.1 | -6.6 | 97.1 | -1.7 | 97.0 | 2.5 | 92.4 | -6.9 | 95.1 | 4.4 | 94.6 | -1.7 | 94.9 | -6.6 | 90.2 | 14.2 | 103.1 | -0.2 | 99.3 | 0.4 | 97.7 | -0.6 |
| 9 | 99.0 | 0.5 | 93.7 | -0.3 | 104.7 | 1.7 | 100.6 | 3.9 | 94.9 | -2.0 | 92.6 | -5.3 | 99.0 | 0.8 | 96.3 | 6.8 | 97.9 | -6.8 | 90.6 | -4.4 | 92.3 | -3.1 | 95.3 | -4.8 | 105.2 | 15.1 | 103.1 | 1.0 | 96.6 | 5.8 | 94.4 | -3.8 |
| 10 | 98.1 | -1.5 | 95.8 | -1.8 | 102.7 | 0.2 | 101.0 | -3.5 | 93.4 | -7.9 | 92.2 | -5.4 | 97.3 | 0.2 | 94.9 | 0.4 | 92.8 | -9.7 | 95.4 | -1.2 | 91.9 | -7.2 | 93.5 | -8.4 | 106.2 | 6.2 | 99.4 | -2.6 | 96.3 | 0.7 | 97.9 | -1.7 |
| 平成28年平均 | 98.8 | -0.3 | 93.7 | -7.9 | 101.7 | 4.8 | 99.2 | 0.4 | 95.8 | -2.6 | 103.5 | 2.9 | 95.0 | -7.2 | 103.1 | 5.3 | 99.4 | 2.4 | 98.7 | 0.7 | 76.3 | -20.1 | 97.5 | -3.7 | 97.1 | -4.0 | 102.1 | 1.7 | 101.0 | 1.2 | 99.3 | 0.2 |
| 25 | 98.6 | -0.2 | 92.4 | -1.4 | 102.2 | 0.5 | 95.0 | -4.2 | 95.9 | 0.1 | 103.4 | -0.1 | 91.3 | -1.8 | 97.8 | -5.1 | 100.9 | 1.5 | 99.4 | 0.7 | 77.6 | 1.7 | 94.9 | -2.7 | 98.1 | 1.0 | 101.9 | -0.2 | 100.2 | -0.8 | 99.4 | 0.1 |
| 26 | 98.0 | -0.6 | 92.2 | -0.2 | 102.6 | 0.4 | 92.0 | -3.2 | 95.2 | -0.7 | 95.6 | -7.5 | 87.8 | -3.8 | 96.8 | -1.0 | 108.2 | 7.2 | 100.7 | 1.3 | 77.7 | 0.1 | 95.3 | 0.4 | 103.0 | 5.0 | 102.8 | 0.9 | 100.7 | 0.5 | 100.6 | 1.2 |
| 27 | 99.5 | 1.5 | 92.1 | -0.1 | 101.5 | -1.1 | 100.5 | 9.2 | 95.9 | 0.7 | 99.0 | 3.6 | 92.8 | 5.7 | 98.3 | 1.5 | 111.3 | 2.9 | 97.0 | -3.7 | 88.8 | 14.3 | 102.5 | 7.6 | 104.4 | 1.4 | 103.2 | 0.4 | 97.7 | -3.0 | 101.1 | 0.5 |
| 平成27年10月 | 100.9 | -0.9 | 97.8 | -0.5 | 102.5 | -4.2 | 103.8 | 3.9 | 95.8 | -2.8 | 99.9 | 3.5 | 91.8 | 4.7 | 98.5 | -3.7 | 111.1 | -2.7 | 101.4 | -5.5 | 90.9 | 42.5 | 102.2 | 10.4 | 112.9 | -6.6 | 103.8 | -3.2 | 96.2 | -12.0 | 101.9 | -4.0 |
| 11 | 100.6 | 2.3 | 90.1 | -3.2 | 105.4 | 1.3 | 95.2 | 12.1 | 96.5 | -0.2 | 99.5 | 3.8 | 94.0 | 6.3 | 93.5 | 4.0 | 108.0 | -2.1 | 95.6 | -1.2 | 91.3 | 3.4 | 101.1 | 0.6 | 104.8 | 6.5 | 103.6 | -0.1 | 96.4 | 6.1 | 100.5 | 2.6 |
| 12 | 99.4 | 1.6 | 89.8 | -0.2 | 102.8 | 0.2 | 93.0 | 8.3 | 93.4 | 1.7 | 102.0 | 1.9 | 94.3 | 10.3 | 99.8 | 2.6 | 106.2 | -1.9 | 94.5 | -2.4 | 95.0 | 5.4 | 99.8 | 8.6 | 93.9 | -2.3 | 102.5 | -0.8 | 95.3 | -7.5 | 100.2 | -0.6 |
| 平成28年1月 | 93.4 | -0.2 | 88.0 | 1.3 | 90.9 | -0.9 | 94.0 | -1.4 | 90.3 | 0.4 | 96.5 | -1.5 | 90.0 | 2.7 | 92.5 | -0.8 | 108.4 | 3.3 | 88.9 | -3.6 | 90.4 | 3.9 | 95.0 | 1.5 | 90.4 | -4.5 | 99.2 | 0.9 | 94.3 | -0.6 | 95.6 | -1.5 |
| 2 | 99.5 | 3.0 | 91.6 | 4.0 | 103.4 | 0.9 | 101.3 | 2.6 | 95.4 | 1.3 | 97.1 | 2.0 | 91.3 | 1.9 | 95.0 | 2.6 | 105.8 | -7.5 | 97.5 | 4.2 | 87.7 | 8.3 | 100.9 | 5.1 | 105.7 | 8.4 | 103.3 | 6.4 | 93.6 | 4.9 | 101.0 | 2.4 |
| 3 | 102.7 | 2.6 | 99.5 | 0.2 | 103.9 | 2.3 | 108.3 | -1.6 | 102.5 | 3.0 | 102.4 | 4.7 | 91.8 | 3.4 | 104.3 | 2.2 | 114.1 | -3.0 | 103.9 | -0.5 | 93.7 | 8.7 | 105.2 | -0.2 | 112.2 | -5.8 | 106.2 | 8.1 | 97.9 | -1.2 | 104.2 | -1.0 |
| 4 | 103.6 | -0.4 | 93.8 | -4.6 | 106.4 | -1.1 | 107.2 | -2.4 | 101.2 | 0.3 | 101.7 | 2.1 | 95.7 | -0.3 | 102.6 | -1.8 | 109.8 | -9.6 | 99.5 | -5.7 | 96.0 | 9.8 | 109.3 | 1.9 | 109.6 | -4.6 | 107.5 | 2.6 | 97.3 | -8.7 | 104.2 | -1.2 |
| 5 | 94.6 | 0.6 | 85.6 | 3.0 | 90.5 | 0.6 | 96.1 | 7.6 | 91.0 | 3.6 | 98.6 | 2.5 | 90.5 | -0.9 | 96.5 | 2.4 | 103.6 | -7.1 | 89.5 | 6.2 | 91.1 | 5.6 | 102.4 | -1.3 | 104.1 | 5.0 | 101.2 | -2.1 | 96.4 | -2.7 | 95.0 | -0.5 |
| 6 | 104.8 | 0.6 | 97.4 | -0.2 | 108.2 | 0.4 | 110.4 | 0.3 | 99.0 | -1.3 | 101.2 | 0.6 | 96.2 | 0.4 | 104.3 | 1.9 | 109.3 | -4.0 | 105.7 | -1.8 | 94.9 | 11.9 | 106.6 | -1.0 | 113.0 | -3.0 | 109.7 | 2.6 | 102.4 | 3.5 | 102.3 | -2.0 |
| 7 | 102.3 | -2.1 | 90.3 | -10.8 | 106.2 | -1.4 | 101.5 | -6.3 | 99.4 | -3.4 | 100.7 | -0.5 | 95.4 | 0.4 | 99.9 | -6.3 | 113.7 | 0.7 | 93.7 | -7.6 | 94.8 | 7.4 | 102.3 | -4.7 | 105.3 | -5.0 | 107.5 | -1.4 | 96.8 | -8.1 | 102.0 | -3.0 |
| 8 | 98.1 | 1.0 | 93.1 | 11.5 | 97.1 | 1.9 | 100.1 | 4.5 | 95.8 | -0.5 | 98.9 | -0.5 | 93.6 | -2.2 | 98.7 | 2.5 | 108.2 | 0.8 | 98.6 | 10.2 | 91.4 | -6.4 | 101.4 | -1.8 | 89.2 | 5.7 | 106.7 | -0.9 | 101.0 | 0.5 | 101.3 | 1.4 |
| 9 | 101.1 | 2.0 | 93.8 | 4.2 | 105.1 | 2.4 | 99.8 | 3.2 | 98.1 | 4.3 | 98.9 | -0.1 | 95.0 | 1.3 | 99.4 | 3.9 | 115.3 | 6.8 | 96.4 | 3.2 | 92.3 | 2.7 | 100.9 | -1.0 | 105.4 | 4.6 | 104.7 | 1.8 | 96.4 | 6.5 | 98.5 | 0.1 |
| 10 | 99.9 | -1.0 | 96.7 | -1.1 | 102.6 | 0.1 | 99.5 | -4.1 | 97.2 | 1.5 | 99.1 | -0.8 | 93.2 | 1.5 | 95.7 | -2.8 | 110.2 | -0.8 | 98.3 | -3.1 | 91.0 | 0.1 | 100.1 | -2.1 | 106.6 | -5.6 | 101.5 | -2.2 | 97.8 | 1.7 | 100.3 | -1.6 |

時系列表第6表 産業別労働時間指数（所定外労働時間）

| 規模 年月 | 調査産業計 | | 建設業 | | 製造業 | | 電気・ガス・熱供給・水道業 | | 情報通信業 | | 運輸業、郵便業 | | 卸売業、小売業 | | 金融業、保険業 | | 不動産業、物品賃貸業 | | 学術研究、専門・技術サービス業 | | 宿泊業、飲食サービス業 | | 生活関連サービス業、娯楽業 | | 教育、学習支援業 | | 医療、福祉 | | 複合サービス事業 | | サービス業 | |
|----------|-------|------|-------|-------|-------|------|---------------|-------|-------|-------|---------|-------|---------|-------|---------|-------|------------|-------|-----------------|-------|-------------|-------|---------------|-------|----------|-------|-------|-------|----------|-------|-------|------|
| | 前年比 | 前年比 | 前年比 | 前年比 | 前年比 | 前年比 | 前年比 | 前年比 | 前年比 | 前年比 | 前年比 | 前年比 | 前年比 | 前年比 | 前年比 | 前年比 | 前年比 | 前年比 | 前年比 | 前年比 | 前年比 | 前年比 | 前年比 | 前年比 | 前年比 | 前年比 | 前年比 | 前年比 | 前年比 | 前年比 | 前年比 | |
| 平成24年平均 | 97.8 | 3.7 | 111.1 | 11.0 | 101.7 | 6.6 | 90.4 | 6.4 | 83.9 | -10.9 | 75.6 | -20.8 | 114.8 | 14.8 | 110.9 | 26.0 | 79.6 | 5.3 | 86.4 | 3.6 | 111.5 | 60.2 | 85.1 | -33.7 | 127.3 | 37.2 | 91.4 | 7.3 | 68.1 | 10.9 | 81.3 | 6.1 |
| 25 | 103.0 | 5.3 | 102.8 | -7.5 | 110.7 | 8.8 | 104.3 | 15.4 | 103.1 | 22.9 | 85.1 | 12.6 | 107.0 | -6.8 | 117.2 | 5.7 | 89.0 | 11.8 | 90.5 | 4.7 | 117.8 | 5.7 | 45.3 | -46.8 | 97.1 | -23.7 | 116.8 | 27.8 | 60.5 | -11.2 | 92.3 | 13.5 |
| 26 | 111.3 | 8.1 | 119.9 | 16.6 | 123.1 | 11.2 | 111.8 | 7.2 | 83.6 | -18.9 | 98.8 | 16.1 | 127.5 | 19.2 | 112.5 | -4.0 | 129.8 | 45.8 | 116.4 | 28.6 | 93.5 | -20.6 | 55.0 | 21.4 | 46.1 | -52.5 | 112.6 | -3.6 | 65.9 | 8.9 | 106.5 | 15.4 |
| 27 | 110.2 | -1.0 | 164.0 | 36.8 | 123.8 | 0.6 | 117.0 | 4.7 | 94.6 | 13.2 | 83.5 | -15.5 | 150.9 | 18.4 | 106.1 | -5.7 | 129.1 | -0.5 | 126.6 | 8.8 | 96.8 | 3.5 | 54.3 | -1.3 | 39.3 | -14.8 | 90.2 | -19.9 | 69.0 | 4.7 | 98.8 | -7.2 |
| 平成27年10月 | 112.7 | -0.8 | 161.3 | 27.0 | 124.4 | -3.5 | 118.5 | -2.2 | 108.8 | 26.8 | 81.0 | -16.9 | 167.2 | 21.7 | 107.0 | -6.8 | 134.3 | -20.0 | 121.6 | 9.8 | 101.8 | 68.0 | 57.3 | 34.8 | 44.0 | -15.1 | 100.0 | -3.5 | 85.3 | 13.3 | 98.4 | 3.7 |
| 11 | 116.4 | 2.4 | 192.5 | 46.2 | 125.0 | -3.2 | 110.7 | -3.3 | 102.2 | 23.4 | 87.8 | -12.4 | 167.2 | 21.3 | 100.0 | -11.1 | 147.1 | -17.3 | 121.6 | 3.5 | 98.2 | 20.3 | 57.3 | 42.5 | 48.0 | 42.9 | 100.0 | -5.8 | 72.5 | -2.4 | 100.8 | 4.9 |
| 12 | 117.3 | 0.7 | 159.4 | 6.1 | 126.3 | 1.4 | 107.7 | 10.2 | 100.0 | 22.1 | 96.1 | -13.2 | 179.3 | 29.8 | 99.2 | -7.2 | 153.7 | 6.8 | 130.2 | 9.0 | 103.6 | 32.7 | 52.4 | 43.2 | 42.7 | 29.8 | 102.2 | -8.1 | 80.7 | -5.5 | 99.2 | -4.1 |
| 平成28年1月 | 112.7 | 6.8 | 182.1 | 3.2 | 115.6 | -1.6 | 134.5 | 20.8 | 97.2 | 30.3 | 80.7 | -4.9 | 155.2 | 16.9 | 85.3 | -18.5 | 138.6 | 3.2 | 132.4 | 12.9 | 89.1 | 19.6 | 61.0 | 66.7 | 56.0 | 23.7 | 133.3 | 24.9 | 56.0 | 0.0 | 111.3 | 12.2 |
| 2 | 118.2 | 13.1 | 199.1 | 36.2 | 128.1 | -1.5 | 128.0 | 8.6 | 111.6 | 27.1 | 79.7 | 2.8 | 155.2 | 23.3 | 83.7 | -21.8 | 152.9 | 15.0 | 161.2 | 19.9 | 78.2 | -2.3 | 61.0 | 47.0 | 73.3 | 244.1 | 122.2 | 61.6 | 57.8 | 10.5 | 114.5 | 10.1 |
| 3 | 120.0 | 5.6 | 202.8 | 9.7 | 123.1 | -3.9 | 146.4 | 6.9 | 121.0 | 21.0 | 87.8 | 6.7 | 155.2 | 16.9 | 95.3 | -16.9 | 153.7 | 41.5 | 170.5 | 11.3 | 80.0 | -8.4 | 65.9 | -3.5 | 80.0 | 57.8 | 100.0 | 40.6 | 65.1 | 10.9 | 125.8 | 1.9 |
| 4 | 118.2 | 4.9 | 165.1 | -1.7 | 124.4 | -3.4 | 135.7 | 5.0 | 114.9 | 18.8 | 89.7 | 8.1 | 165.5 | 12.9 | 103.1 | -13.1 | 150.0 | 22.1 | 133.8 | -2.1 | 85.5 | -17.5 | 81.7 | 24.0 | 89.3 | 109.1 | 108.9 | 32.5 | 78.0 | 6.3 | 108.1 | 8.1 |
| 5 | 108.2 | 5.4 | 164.2 | 8.1 | 108.1 | -4.4 | 111.3 | -2.6 | 91.7 | 8.5 | 79.1 | 1.3 | 153.4 | 11.2 | 98.4 | -0.8 | 148.6 | 35.1 | 115.8 | -5.9 | 85.5 | -20.3 | 74.4 | 10.9 | 84.0 | 142.1 | 113.3 | 37.8 | 71.6 | 0.0 | 100.8 | 6.8 |
| 6 | 108.2 | -1.6 | 161.3 | 10.3 | 116.3 | -7.9 | 114.9 | -4.4 | 86.7 | 3.2 | 79.4 | -14.0 | 141.4 | 2.5 | 91.5 | -12.6 | 175.7 | 57.7 | 123.7 | -8.0 | 72.7 | -21.6 | 67.1 | 37.5 | 80.0 | 66.7 | 111.1 | 28.1 | 67.9 | -8.6 | 95.2 | 3.6 |
| 7 | 108.2 | -2.4 | 158.5 | -6.7 | 120.6 | -3.1 | 112.5 | -4.6 | 107.2 | 7.8 | 77.8 | -5.8 | 143.1 | -11.7 | 89.9 | -20.0 | 137.1 | -4.1 | 103.6 | -14.3 | 78.2 | -18.9 | 70.7 | 44.9 | 85.3 | 60.0 | 111.1 | 38.9 | 67.0 | -7.6 | 92.7 | 1.8 |
| 8 | 105.5 | -1.7 | 150.9 | 2.5 | 115.6 | -2.7 | 90.5 | -12.1 | 105.0 | 9.3 | 78.5 | -3.6 | 139.7 | -12.9 | 93.0 | -11.2 | 147.1 | 25.6 | 104.3 | -5.3 | 83.6 | -30.3 | 61.0 | 8.7 | 69.3 | 188.8 | 111.1 | 8.7 | 64.2 | 0.0 | 93.5 | 8.3 |
| 9 | 108.2 | -0.8 | 150.0 | -8.6 | 120.6 | -1.6 | 115.5 | -0.5 | 107.7 | 6.5 | 81.7 | 9.1 | 129.3 | -19.3 | 93.8 | -6.9 | 150.0 | 15.4 | 100.7 | -12.5 | 78.2 | -18.9 | 58.5 | 14.3 | 93.3 | 106.0 | 104.4 | 11.9 | 64.2 | -4.2 | 100.8 | 4.1 |
| 10 | 110.9 | -1.6 | 151.9 | -5.8 | 126.9 | 2.0 | 111.9 | -5.6 | 103.3 | -5.1 | 82.0 | 1.2 | 127.6 | -23.7 | 93.0 | -13.1 | 187.1 | 39.3 | 107.2 | -11.8 | 80.0 | -21.4 | 63.4 | 10.6 | 97.3 | 121.1 | 95.6 | -4.4 | 62.4 | -26.8 | 112.9 | 14.7 |
| 平成24年平均 | 99.3 | 3.8 | 80.9 | -11.4 | 107.6 | 9.6 | 101.6 | 8.8 | 89.7 | -22.3 | 76.9 | -12.1 | 148.7 | 55.4 | 104.4 | 16.1 | 54.8 | 40.5 | 104.7 | 5.3 | 85.1 | -14.9 | 90.6 | -23.4 | 133.5 | 22.6 | 88.4 | 5.7 | 75.5 | -17.1 | 92.3 | 0.4 |
| 25 | 108.0 | 8.8 | 108.6 | 34.2 | 115.6 | 7.4 | 111.2 | 9.4 | 92.4 | 3.0 | 86.7 | 12.7 | 166.6 | 12.0 | 111.0 | 6.3 | 128.0 | 133.6 | 131.2 | 25.3 | 90.2 | 6.0 | 94.3 | 4.1 | 86.7 | -35.1 | 102.2 | 15.6 | 77.0 | 2.0 | 97.2 | 5.3 |
| 26 | 118.4 | 9.6 | 133.9 | 23.3 | 128.9 | 11.5 | 125.3 | 12.7 | 92.5 | 0.1 | 97.2 | 12.1 | 188.7 | 13.3 | 107.6 | -3.1 | 207.5 | 62.1 | 157.7 | 20.2 | 81.9 | -9.2 | 98.3 | 4.2 | 41.2 | -52.5 | 108.8 | 6.5 | 84.4 | 9.6 | 112.1 | 15.3 |
| 27 | 116.8 | -1.4 | 148.7 | 11.1 | 127.7 | -0.9 | 139.6 | 11.4 | 104.0 | 12.4 | 90.9 | -6.5 | 195.3 | 3.5 | 103.3 | -4.0 | 209.3 | 0.9 | 150.0 | -4.9 | 96.6 | 17.9 | 126.6 | 28.8 | 21.5 | -47.8 | 88.7 | -18.5 | 78.9 | -6.5 | 118.2 | 5.4 |
| 平成27年10月 | 118.3 | -4.4 | 152.4 | 4.2 | 128.1 | -6.3 | 139.8 | 1.7 | 115.4 | 23.8 | 92.6 | -4.7 | 197.9 | -5.3 | 100.0 | -8.4 | 213.3 | 2.3 | 147.7 | -6.0 | 105.2 | 67.2 | 126.9 | 34.9 | 19.4 | -52.5 | 96.2 | -15.6 | 74.2 | -13.9 | 117.4 | 10.8 |
| 11 | 120.6 | -0.7 | 147.6 | 0.0 | 131.6 | -0.2 | 131.7 | 4.3 | 108.7 | 15.8 | 99.7 | 0.9 | 197.9 | -3.5 | 98.6 | -3.3 | 208.3 | -8.2 | 141.7 | -16.6 | 103.9 | 10.4 | 134.6 | 48.9 | 17.7 | -17.7 | 98.1 | -14.2 | 82.0 | 2.8 | 119.0 | 2.1 |
| 12 | 123.8 | -0.7 | 163.7 | 0.3 | 130.4 | 0.5 | 122.4 | 10.3 | 108.7 | 16.6 | 108.3 | -1.5 | 212.5 | 7.1 | 102.1 | -0.7 | 213.3 | -10.5 | 140.9 | -15.1 | 110.4 | 19.5 | 117.3 | 51.2 | 14.5 | -24.9 | 98.1 | -16.1 | 93.3 | -18.0 | 120.7 | 1.6 |
| 平成28年1月 | 115.1 | 0.0 | 172.6 | 17.6 | 117.0 | -2.9 | 162.1 | 24.3 | 106.2 | 18.4 | 86.1 | -4.9 | 197.9 | -2.1 | 95.7 | -6.3 | 188.3 | -20.4 | 143.9 | -1.6 | 105.2 | 17.4 | 96.2 | 13.7 | 16.1 | 0.0 | 124.5 | 8.2 | 73.0 | -3.1 | 120.7 | 2.1 |
| 2 | 117.5 | 3.5 | 162.9 | 22.4 | 130.4 | -0.9 | 158.4 | 9.9 | 118.5 | 13.3 | 80.4 | 0.8 | 185.4 | 1.1 | 97.9 | -6.1 | 205.0 | -19.1 | 166.7 | 1.9 | 90.9 | 16.7 | 103.8 | 3.8 | 14.5 | -25.3 | 105.7 | 40.0 | 69.7 | -8.8 | 126.4 | 3.4 |
| 3 | 119.8 | 1.3 | 163.7 | -1.4 | 126.3 | -1.9 | 180.7 | 8.1 | 132.3 | 15.1 | 89.0 | 4.1 | 185.4 | 3.5 | 112.1 | -1.3 | 223.3 | 2.3 | 181.1 | 3.0 | 94.8 | 4.3 | 140.4 | -17.0 | 19.4 | -39.9 | 88.7 | 38.2 | 64.0 | -12.3 | 138.0 | -0.6 |
| 4 | 121.4 | 2.0 | 141.9 | -15.4 | 131.6 | 0.9 | 167.7 | 7.6 | 122.6 | 9.2 | 91.1 | 6.2 | 202.1 | 4.3 | 112.9 | -3.0 | 213.3 | 2.4 | 155.3 | -6.4 | 97.4 | -2.6 | 169.2 | 6.0 | 19.4 | -29.2 | 94.3 | 13.6 | 92.1 | -15.5 | 122.3 | 0.0 |
| 5 | 109.5 | -1.4 | 148.4 | -3.1 | 113.5 | -4.4 | 135.4 | 0.9 | 91.8 | -4.3 | 81.9 | -0.4 | 197.9 | 0.0 | 114.3 | 19.4 | 203.3 | 3.4 | 136.4 | -2.2 | 105.2 | 9.5 | 153.8 | -5.9 | 16.1 | -39.9 | 100.0 | 20.5 | 73.0 | -21.8 | 113.2 | -1.5 |
| 6 | 111.9 | -6.0 | 147.6 | 6.4 | 123.4 | -6.2 | 139.1 | -1.3 | 89.9 | -3.4 | 82.8 | -15.4 | 187.5 | -1.1 | 107.1 | 0.0 | 203.3 | 0.8 | 147.7 | -7.6 | 93.5 | 5.9 | 142.3 | 21.3 | 19.4 | -33.5 | 98.1 | 13.0 | 70.8 | -6.0 | 107.4 | -7.2 |
| 7 | 114.3 | -0.7 | 143.5 | -4.8 | 128.1 | 0.5 | 129.2 | -10.7 | 99.0 | -1.0 | 87.8 | -4.9 | 185.4 | -4.3 | 100.7 | -4.7 | 190.0 | -3.4 | 138.6 | -1.6 | 96.1 | 10.5 | 138.5 | 26.4 | 16.1 | -37.6 | 94.3 | 28.1 | 70.8 | 10.6 | 110.7 | 1.5 |
| 8 | 111.1 | -2.1 | 145.2 | 18.4 | 122.8 | -1.4 | 113.7 | -10.3 | 95.9 | -2.0 | 85.2 | -7.4 | 187.5 | -8.2 | 98.6 | 5.3 | 176.7 | 1.0 | 134.8 | -2.2 | 100.0 | -15.4 | 119.2 | -3.2 | 14.5 | 0.0 | 94.3 | -3.9 | 77.5 | 18.9 | 113.2 | 8.7 |
| 9 | 114.3 | 0.0 | 155.6 | 9.7 | 126.9 | -1.4 | 127.3 | -6.8 | 106.7 | -0.9 | 90.8 | 8.1 | 177.1 | -7.6 | 102.1 | 2.1 | 205.0 | 7.9 | 139.4 | -0.6 | 93.5 | 1.4 | 101.9 | -10.2 | 12.9 | -11.0 | 84.9 | -8.2 | 91.0 | 37.3 | 117.4 | 1.5 |
| 10 | 116.7 | -1.4 | 162.9 | 6.9 | 130.4 | 1.8 | 129.2 | -7.6 | 94.4 | -18.2 | 89.6 | -3.2 | 183.3 | -7.4 | 100.7 | 0.7 | 220.0 | 3.1 | 152.3 | 3.1 | 102.6 | -2.5 | 117.3 | -7.6 | 17.7 | -8.8 | 81.1 | -15.7 | 93.3 | 25.7 | 124.0 | 5.6 |

時系列表第7表 産業別常用雇用指数（常用労働者計）

| 規模 | 年月 | (平成22年平均=100) | | | | | | | | | | | | | | | | | | | | | | | | | | | | | | | | |
|----|----------|---------------|-------|-------|---------------|-------|---------|---------|---------|------------|-----------------|-------------|---------------|----------|-------|----------|-------|-------|-------|------|-------|-------|-------|-------|-------|-------|-------|-------|-------|------|-------|-------|------|------|
| | | 調査産業計 | 建設業 | 製造業 | 電気・ガス・熱供給・水道業 | 情報通信業 | 運輸業、郵便業 | 卸売業、小売業 | 金融業、保険業 | 不動産業、物品賃貸業 | 学術研究、専門・技術サービス業 | 宿泊業、飲食サービス業 | 生活関連サービス業、娯楽業 | 教育、学習支援業 | 医療、福祉 | 複合サービス事業 | サービス業 | | | | | | | | | | | | | | | | | |
| | | 前年比 | 前年比 | 前年比 | 前年比 | 前年比 | 前年比 | 前年比 | 前年比 | 前年比 | 前年比 | 前年比 | 前年比 | 前年比 | 前年比 | 前年比 | 前年比 | | | | | | | | | | | | | | | | | |
| 人 | 平成24年平均 | 98.2 | -1.1 | 102.3 | 1.7 | 100.2 | -1.3 | 89.6 | -11.0 | 93.1 | -2.1 | 98.8 | -1.7 | 96.2 | -1.9 | 99.3 | 0.2 | 100.7 | 2.0 | 88.9 | -9.6 | 98.4 | -3.1 | 79.1 | -5.8 | 101.7 | 0.6 | 103.6 | 2.5 | 94.1 | -4.6 | 94.5 | -1.7 | |
| | 25 | 98.9 | 0.7 | 104.6 | 2.2 | 99.5 | -0.7 | 86.2 | -3.8 | 94.6 | 1.6 | 98.4 | -0.4 | 97.9 | 1.8 | 98.7 | -0.6 | 100.6 | -0.1 | 86.2 | -3.0 | 101.1 | 2.7 | 83.0 | 4.9 | 102.2 | 0.5 | 105.0 | 1.4 | 93.4 | -0.7 | 94.4 | -0.1 | |
| | 26 | 99.2 | 0.3 | 108.6 | 3.8 | 99.6 | 0.1 | 92.3 | 7.1 | 94.6 | 0.0 | 98.1 | -0.3 | 97.7 | -0.2 | 97.6 | -1.1 | 101.1 | 0.5 | 84.4 | -2.1 | 100.5 | -0.6 | 79.1 | -4.7 | 104.8 | 2.5 | 106.0 | 1.0 | 88.0 | -5.8 | 94.5 | 0.1 | |
| | 27 | 99.2 | 0.0 | 109.2 | 0.6 | 98.4 | -1.2 | 93.1 | 0.9 | 93.4 | -1.3 | 100.6 | 2.5 | 95.8 | -1.9 | 100.4 | 2.9 | 103.0 | 1.9 | 84.3 | -0.1 | 106.1 | 5.6 | 68.9 | -12.9 | 105.7 | 0.9 | 108.2 | 2.1 | 80.2 | -8.9 | 93.8 | -0.7 | |
| | 5 | 平成27年10月 | 99.0 | 0.0 | 109.2 | -1.2 | 97.5 | -2.2 | 92.6 | 0.8 | 94.6 | 2.3 | 101.5 | 3.9 | 95.3 | -1.9 | 100.6 | 4.6 | 101.6 | -0.4 | 84.7 | -0.4 | 108.4 | 8.4 | 68.2 | -7.0 | 105.4 | -0.6 | 109.0 | 2.5 | 78.2 | -10.2 | 91.7 | -2.4 |
| | 11 | 99.1 | -0.3 | 109.0 | -1.6 | 97.8 | -2.1 | 92.3 | 0.7 | 93.8 | 3.8 | 101.1 | 1.1 | 95.4 | -1.5 | 99.4 | 3.6 | 101.2 | -2.7 | 84.4 | -0.7 | 108.4 | 7.0 | 68.4 | -4.1 | 105.3 | -1.9 | 109.0 | 2.1 | 78.0 | -11.2 | 92.4 | -2.2 | |
| | 12 | 99.4 | -0.1 | 109.0 | -0.9 | 97.6 | -2.3 | 92.1 | 0.5 | 94.9 | 5.0 | 101.1 | 1.2 | 96.4 | -0.2 | 99.2 | 4.0 | 99.5 | -3.9 | 84.1 | -0.4 | 110.0 | 3.8 | 68.4 | -1.4 | 107.0 | 0.4 | 109.0 | 1.7 | 78.3 | -10.6 | 92.5 | -2.0 | |
| | 平成28年1月 | 98.7 | -0.3 | 108.8 | -1.1 | 96.8 | -1.9 | 92.0 | -1.0 | 95.0 | 4.5 | 101.0 | 1.9 | 95.1 | -1.1 | 99.2 | 4.0 | 99.9 | -4.6 | 84.8 | 0.5 | 109.4 | 3.4 | 67.2 | -2.5 | 105.0 | -1.8 | 108.4 | 1.9 | 78.3 | -10.6 | 91.6 | -2.8 | |
| | 2 | 99.0 | 0.1 | 109.3 | 0.3 | 98.4 | 0.1 | 91.0 | -3.4 | 95.1 | 2.8 | 99.4 | 0.1 | 95.6 | 0.0 | 99.3 | -0.3 | 99.8 | -4.3 | 85.8 | 1.5 | 109.6 | 4.0 | 68.2 | -0.9 | 104.8 | -1.2 | 108.3 | 1.6 | 78.3 | -9.2 | 91.4 | -3.3 | |
| | 3 | 98.1 | -0.2 | 110.3 | 1.7 | 97.9 | -0.7 | 90.7 | -1.2 | 94.7 | 1.2 | 97.9 | 2.1 | 97.9 | -0.2 | 97.0 | -2.6 | 100.3 | -3.1 | 86.1 | 2.3 | 109.3 | 5.7 | 67.6 | -1.5 | 96.4 | -2.7 | 108.0 | 1.5 | 77.5 | -5.8 | 91.4 | -3.6 | |
| 4 | 99.4 | -0.1 | 113.7 | 4.2 | 99.0 | -0.6 | 95.5 | 1.2 | 94.6 | -0.2 | 97.7 | -2.4 | 95.4 | -0.3 | 97.6 | -4.0 | 97.1 | -6.5 | 86.9 | 3.8 | 111.1 | 5.9 | 67.9 | -0.9 | 103.0 | -2.5 | 109.1 | 0.5 | 79.8 | -0.5 | 92.3 | -2.9 | | |
| 5 | 99.2 | -0.1 | 113.7 | 4.6 | 98.8 | -0.2 | 95.6 | 1.0 | 94.2 | 0.7 | 97.1 | -2.5 | 95.2 | -0.8 | 101.1 | -1.1 | 98.1 | -5.1 | 87.0 | 3.2 | 108.9 | 4.4 | 68.4 | -2.0 | 103.9 | -1.1 | 108.7 | -0.1 | 80.9 | 2.3 | 92.5 | -2.1 | | |
| 6 | 99.7 | 0.4 | 111.6 | 2.2 | 98.7 | -0.4 | 95.3 | 1.6 | 95.6 | 3.1 | 100.5 | -0.8 | 96.2 | 0.1 | 99.0 | -3.0 | 97.8 | -6.1 | 86.5 | 2.4 | 110.0 | 7.7 | 69.2 | -0.9 | 106.0 | -0.2 | 108.0 | -0.4 | 81.0 | 3.6 | 92.5 | -2.2 | | |
| 7 | 100.0 | 0.3 | 111.9 | 2.2 | 99.3 | 1.0 | 94.3 | 1.7 | 94.5 | 2.4 | 100.9 | -0.1 | 96.6 | 0.1 | 97.7 | -4.2 | 95.6 | -8.1 | 84.7 | 0.1 | 111.8 | 5.0 | 68.8 | -1.4 | 107.5 | -0.4 | 108.3 | -0.5 | 78.5 | 0.4 | 92.8 | -1.9 | | |
| 8 | 99.6 | -0.1 | 112.1 | 1.8 | 99.2 | 0.9 | 95.4 | 3.0 | 94.9 | 1.4 | 100.5 | -1.0 | 96.8 | 0.8 | 96.7 | -4.7 | 94.7 | -8.3 | 84.1 | 0.0 | 110.1 | 1.9 | 68.2 | -0.4 | 105.3 | -2.6 | 108.1 | -0.6 | 77.1 | -1.7 | 92.2 | -1.5 | | |
| 9 | 99.3 | 0.3 | 113.2 | 3.7 | 98.4 | 0.4 | 93.8 | 1.2 | 94.0 | -0.1 | 98.9 | -2.2 | 96.7 | 1.4 | 96.1 | -5.3 | 96.7 | -6.0 | 82.8 | -1.9 | 109.8 | 3.1 | 68.1 | -0.7 | 105.4 | -0.3 | 108.4 | 0.2 | 77.0 | -1.4 | 92.2 | -0.8 | | |
| 10 | 99.0 | 0.0 | 111.4 | 2.0 | 98.3 | 0.8 | 93.1 | 0.5 | 93.8 | -0.8 | 98.7 | -2.8 | 95.9 | 0.6 | 96.9 | -3.7 | 94.7 | -6.8 | 83.1 | -1.9 | 109.5 | 1.0 | 67.1 | -1.6 | 105.2 | -0.2 | 108.4 | -0.6 | 77.6 | -0.8 | 93.0 | 1.4 | | |
| 人 | 平成24年平均 | 98.6 | -1.0 | 102.5 | 0.7 | 99.9 | -1.1 | 96.7 | -3.9 | 94.1 | 0.9 | 99.8 | -1.5 | 95.3 | -2.8 | 103.8 | 0.8 | 94.9 | -3.5 | 89.3 | -5.0 | 88.2 | -6.0 | 92.8 | -1.2 | 106.6 | 2.4 | 102.0 | 1.5 | 96.6 | -1.6 | 92.5 | -2.8 | |
| | 25 | 98.0 | -0.6 | 103.6 | 1.1 | 100.2 | 0.3 | 92.7 | -4.1 | 98.2 | 4.4 | 99.2 | -0.6 | 92.1 | -3.4 | 102.1 | -1.6 | 93.8 | -1.2 | 87.6 | -1.9 | 85.9 | -2.6 | 94.4 | 1.7 | 104.5 | -2.0 | 101.9 | -0.1 | 93.0 | -3.7 | 93.1 | 0.6 | |
| | 26 | 97.6 | -0.4 | 104.3 | 0.7 | 100.3 | 0.1 | 91.0 | -1.8 | 98.8 | 0.6 | 97.9 | -1.3 | 90.0 | -2.3 | 99.4 | -2.6 | 94.0 | 0.2 | 86.2 | -1.6 | 83.0 | -3.4 | 98.5 | 4.3 | 107.0 | 2.4 | 101.9 | 0.0 | 91.6 | -1.5 | 93.6 | 0.5 | |
| | 27 | 97.6 | 0.0 | 105.1 | 0.8 | 100.1 | -0.2 | 92.0 | 1.1 | 93.0 | -5.9 | 100.1 | 2.2 | 88.4 | -1.8 | 104.5 | 5.1 | 93.5 | -0.5 | 84.0 | -2.6 | 85.0 | 2.4 | 100.8 | 2.3 | 105.2 | -1.7 | 102.9 | 1.0 | 89.2 | -2.6 | 92.7 | -1.0 | |
| | 平成27年10月 | 97.3 | -0.3 | 104.5 | -1.5 | 99.8 | -0.7 | 91.4 | 0.9 | 92.3 | -5.1 | 100.2 | 3.6 | 88.6 | -0.6 | 103.6 | 5.6 | 92.0 | -2.7 | 83.9 | -2.7 | 85.7 | 3.3 | 100.3 | -1.6 | 104.5 | -2.9 | 103.0 | 0.6 | 88.9 | -4.3 | 91.3 | -2.5 | |
| | 11 | 97.3 | -0.7 | 103.6 | -2.4 | 99.8 | -0.9 | 91.0 | 0.7 | 92.3 | -2.1 | 99.8 | -0.4 | 88.8 | -0.1 | 102.2 | 4.7 | 91.0 | -3.5 | 83.7 | -3.0 | 85.0 | 2.0 | 99.5 | -1.9 | 104.9 | -4.1 | 103.0 | 0.6 | 88.3 | -4.6 | 91.9 | -2.1 | |
| | 12 | 97.5 | -0.4 | 104.1 | -1.8 | 99.8 | -0.8 | 90.8 | 0.6 | 92.3 | -1.4 | 99.7 | -0.3 | 89.3 | 1.1 | 103.0 | 5.9 | 90.3 | -3.9 | 83.7 | -2.7 | 85.0 | 0.8 | 99.1 | -2.3 | 106.1 | -2.3 | 103.2 | 0.6 | 89.2 | -3.3 | 92.0 | -1.8 | |
| | 平成28年1月 | 96.8 | -0.6 | 104.9 | -1.4 | 99.5 | -0.2 | 90.7 | -1.2 | 91.7 | -1.6 | 99.2 | -0.2 | 88.5 | 0.6 | 102.5 | 5.8 | 89.3 | -4.9 | 83.3 | -3.1 | 83.9 | -0.8 | 97.4 | -4.2 | 103.7 | -4.9 | 102.3 | 1.0 | 89.2 | -3.3 | 91.0 | -2.5 | |
| | 2 | 96.7 | -0.8 | 105.8 | -0.4 | 99.5 | -0.1 | 90.1 | -3.5 | 91.6 | -1.7 | 98.0 | -2.1 | 88.6 | 0.7 | 102.3 | -2.1 | 90.1 | -4.3 | 83.8 | -1.2 | 82.6 | -1.7 | 99.8 | -1.8 | 104.5 | -3.1 | 101.9 | 0.6 | 89.1 | -4.3 | 91.0 | -2.7 | |
| | 3 | 95.5 | -1.0 | 105.0 | -0.6 | 99.1 | -0.3 | 89.2 | -1.3 | 91.8 | -0.9 | 97.5 | -2.9 | 87.5 | 0.6 | 101.4 | -3.0 | 91.3 | -3.8 | 83.7 | -1.1 | 83.2 | -1.0 | 98.5 | -2.6 | 92.2 | -5.1 | 101.5 | 0.5 | 86.9 | 2.8 | 91.1 | -2.7 | |
| 4 | 97.2 | -0.9 | 107.1 | 1.1 | 100.5 | -0.3 | 93.2 | -0.4 | 92.3 | -1.6 | 97.6 | -2.5 | 88.5 | 0.8 | 103.1 | -4.3 | 91.3 | -5.1 | 84.8 | 0.7 | 82.1 | -4.1 | 100.3 | -1.1 | 100.7 | -2.0 | 104.1 | -0.4 | 92.7 | 4.0 | 92.1 | -1.5 | | |
| 5 | 97.3 | -0.7 | 107.5 | 1.3 | 100.3 | -0.1 | 92.3 | -0.6 | 92.2 | -1.5 | 97.3 | -2.7 | 88.5 | 0.2 | 103.0 | -3.7 | 95.0 | -1.1 | 84.4 | 0.5 | 82.4 | -4.8 | 100.6 | -1.0 | 103.8 | 0.4 | 103.6 | -1.0 | 93.2 | 3.0 | 91.5 | -1.3 | | |
| 6 | 97.7 | -0.5 | 108.1 | 3.9 | 100.3 | -0.2 | 92.4 | -0.4 | 92.7 | -0.7 | 99.9 | -1.0 | 88.7 | -0.3 | 103.0 | -3.2 | 94.4 | -1.3 | 84.3 | 1.0 | 83.5 | -2.8 | 101.3 | 0.1 | 105.6 | -1.4 | 103.0 | -0.4 | 93.5 | 5.2 | 91.3 | -1.7 | | |
| 7 | 98.0 | -0.2 | 107.6 | 3.5 | 100.0 | -0.5 | 91.2 | -0.4 | 91.7 | -1.5 | 100.3 | -0.2 | 89.6 | 0.6 | 102.2 | -3.9 | 93.2 | -1.0 | 84.7 | 1.6 | 85.0 | 1.0 | 101.8 | 0.6 | 108.0 | -1.4 | 103.4 | -0.2 | 87.8 | -1.2 | 91.7 | -0.9 | | |
| 8 | 97.5 | -0.4 | 106.8 | 1.3 | 100.1 | -0.4 | 91.1 | -0.3 | 91.7 | -1.3 | 100.0 | -0.2 | 89.1 | 0.5 | 101.3 | -4.4 | 91.2 | -1.5 | 84.0 | 0.8 | 84.7 | -0.2 | 102.2 | 1.6 | 105.2 | -0.9 | 103.0 | -0.1 | 87.8 | -1.8 | 91.5 | -1.7 | | |
| 9 | 97.3 | -0.2 | 106.9 | 1.6 | 99.9 | -0.5 | 91.0 | -0.5 | 91.2 | -1.9 | 99.1 | -0.6 | 88.9 | 0.3 | 100.9 | -4.4 | 91.9 | 0.5 | 83.6 | 0.2 | 83.6 | -1.3 | 103.6 | 3.1 | 104.1 | 0.0 | 103.1 | 0.4 | 87.5 | -1.2 | 91.6 | -0.9 | | |
| 10 | 97.4 | 0.1 | 105.6 | 1.1 | 100.1 | 0.3 | 90.2 | -1.3 | 90.9 | -1.5 | 99.0 | -1.2 | 89.2 | 0.7 | 101.5 | -2.0 | 92.1 | 0.1 | 83.4 | -0.6 | 83.5 | -2.6 | 103.1 | 2.8 | 103.6 | -0.9 | 103.0 | 0.0 | 86.8 | -2.4 | 92.7 | 1.5 | | |

時系列表第8表 産業別パータイム労働者比率

| 月 | 調査産業計 | 建設業 | | 製造業 | | 電気・ガス・熱供給・水道業 | | 情報通信業 | | 運輸業、郵便業 | | 卸売業、小売業 | | 金融業、保険業 | | 不動産業、物品賃貸業 | | 学術研究、専門・技術サービス業 | | 宿泊業、飲食サービス業 | | 生活関連サービス業、娯楽業 | | 教育、学習支援業 | | 医療、福祉 | | 複合サービス事業 | | サービス業 | | |
|----------|-------|------|-----|------|------|---------------|-----|-------|------|---------|------|---------|------|---------|------|------------|------|-----------------|------|-------------|------|---------------|------|----------|------|-------|------|----------|------|-------|------|------|
| | | 前年差 | 前年率 | 前年差 | 前年率 | 前年差 | 前年率 | 前年差 | 前年率 | 前年差 | 前年率 | 前年差 | 前年率 | 前年差 | 前年率 | 前年差 | 前年率 | 前年差 | 前年率 | 前年差 | 前年率 | 前年差 | 前年率 | 前年差 | 前年率 | 前年差 | 前年率 | 前年差 | 前年率 | 前年差 | 前年率 | |
| 平成24年平均 | 29.1 | 1.7 | 4.4 | 0.9 | 11.8 | -1.9 | 4.1 | 0.5 | 11.1 | 2.8 | 19.4 | -1.5 | 45.1 | 4.3 | 16.3 | 1.2 | 57.9 | 18.7 | 12.1 | 1.4 | 71.3 | -4.4 | 48.6 | 7.7 | 34.0 | 6.2 | 27.9 | 2.9 | 12.2 | 8.3 | 28.6 | 4.9 |
| 25 | 30.4 | 1.3 | 6.6 | 2.2 | 12.0 | 0.2 | 4.3 | 0.2 | 10.7 | -0.4 | 20.7 | 1.3 | 43.8 | -1.3 | 15.4 | -0.9 | 34.3 | -23.6 | 11.7 | -0.4 | 72.9 | 1.6 | 55.9 | 7.3 | 35.8 | 1.8 | 33.7 | 5.8 | 15.3 | 3.1 | 30.3 | 1.7 |
| 26 | 29.1 | -1.3 | 6.8 | 0.2 | 12.1 | 0.1 | 4.1 | -0.2 | 6.0 | -4.7 | 20.7 | 0.0 | 39.9 | -3.9 | 15.0 | -0.4 | 27.7 | -6.6 | 11.3 | -0.4 | 79.6 | 6.7 | 59.3 | 3.4 | 33.7 | -2.1 | 31.0 | -2.7 | 12.5 | -2.8 | 27.5 | -2.8 |
| 27 | 27.3 | -1.8 | 4.8 | -2.0 | 12.7 | 0.6 | 1.2 | -2.9 | 1.8 | -4.2 | 23.0 | 2.3 | 39.5 | -0.4 | 15.3 | 0.3 | 18.2 | -9.5 | 7.5 | -3.8 | 78.3 | -1.3 | 45.5 | -13.8 | 27.8 | -5.9 | 26.8 | -4.2 | 12.0 | -0.5 | 22.7 | -4.8 |
| 平成27年10月 | 27.2 | -0.4 | 5.2 | -1.7 | 12.4 | 1.4 | 1.2 | -3.1 | 2.7 | -3.8 | 21.7 | -0.4 | 39.4 | 0.4 | 15.2 | 4.0 | 16.1 | -10.0 | 8.9 | -2.5 | 77.5 | 0.8 | 42.4 | -20.1 | 30.9 | 5.7 | 26.1 | -3.5 | 11.0 | 1.9 | 22.8 | -2.8 |
| 11 | 27.0 | -1.0 | 5.1 | -1.8 | 12.4 | 0.9 | 1.2 | -3.1 | 2.2 | -2.9 | 21.5 | -0.5 | 39.3 | 0.3 | 15.4 | 4.4 | 16.1 | -10.2 | 8.3 | -3.3 | 77.9 | 0.3 | 43.5 | -17.5 | 28.4 | -2.3 | 26.2 | -3.3 | 11.0 | 2.0 | 22.0 | -3.5 |
| 12 | 27.3 | -1.6 | 5.1 | -1.9 | 12.2 | 0.2 | 1.2 | -3.2 | 3.6 | -1.2 | 21.4 | -1.1 | 39.2 | -1.6 | 15.1 | 3.6 | 15.7 | -10.0 | 7.6 | -4.0 | 77.6 | 0.1 | 45.2 | -15.7 | 31.5 | 1.1 | 26.9 | -4.0 | 11.0 | 1.9 | 21.6 | -3.8 |
| 平成28年1月 | 27.4 | -1.2 | 5.3 | 0.7 | 12.0 | -1.7 | 1.7 | 0.0 | 6.2 | 4.7 | 21.3 | -2.2 | 40.4 | 0.8 | 19.8 | 4.2 | 22.1 | 1.9 | 9.3 | 2.4 | 70.8 | -8.4 | 43.7 | -3.3 | 28.4 | -0.1 | 28.2 | -0.4 | 12.6 | 0.5 | 24.3 | 0.9 |
| 2 | 27.3 | -1.2 | 5.1 | 0.4 | 11.9 | -1.4 | 1.2 | -0.5 | 6.7 | 4.3 | 19.8 | -5.1 | 41.6 | -0.1 | 19.8 | 4.5 | 14.8 | -4.3 | 9.5 | 2.1 | 67.9 | -10.0 | 41.8 | -5.8 | 26.6 | -6.8 | 28.6 | 0.7 | 12.7 | 0.2 | 27.6 | 4.7 |
| 3 | 27.4 | 0.6 | 5.6 | 1.0 | 11.9 | -1.3 | 1.1 | -0.4 | 6.4 | 5.0 | 19.9 | -5.0 | 41.8 | 1.4 | 23.1 | 7.4 | 15.1 | -4.0 | 9.8 | 2.6 | 66.9 | -10.8 | 42.7 | -5.3 | 25.9 | 17.4 | 28.8 | 0.1 | 13.0 | 0.5 | 28.1 | 5.2 |
| 4 | 27.1 | -0.1 | 5.1 | 0.3 | 11.6 | -1.7 | 1.1 | -0.1 | 6.2 | 5.4 | 19.7 | -4.8 | 41.9 | 3.4 | 21.6 | 6.5 | 15.7 | -3.3 | 7.7 | 2.6 | 67.4 | -10.7 | 43.7 | -4.0 | 24.6 | -1.6 | 27.8 | 0.5 | 12.9 | -0.4 | 28.3 | 5.4 |
| 5 | 27.2 | 0.3 | 5.8 | 1.8 | 11.4 | -1.3 | 1.1 | 0.3 | 6.0 | 5.3 | 20.5 | -4.1 | 42.3 | 4.1 | 24.3 | 9.1 | 14.1 | -5.3 | 8.3 | 2.6 | 66.6 | -13.6 | 43.9 | -3.9 | 25.3 | 2.9 | 27.1 | 0.6 | 13.7 | 0.4 | 29.0 | 6.2 |
| 6 | 27.4 | 0.4 | 4.5 | -0.1 | 11.5 | -1.3 | 1.1 | 0.1 | 7.0 | 6.0 | 22.1 | -1.9 | 42.9 | 4.1 | 22.9 | 7.8 | 15.4 | -7.9 | 8.6 | 1.9 | 65.0 | -13.5 | 43.1 | -3.5 | 26.5 | 1.5 | 27.1 | 0.9 | 13.8 | 0.1 | 29.2 | 5.7 |
| 7 | 27.9 | 0.7 | 5.2 | 0.1 | 11.9 | -0.1 | 2.6 | 1.6 | 4.7 | 3.5 | 34.2 | 12.7 | 38.9 | -0.9 | 24.7 | 9.4 | 32.0 | 14.8 | 8.1 | 0.3 | 69.2 | -9.9 | 42.6 | -1.4 | 22.6 | -6.7 | 25.7 | -0.4 | 13.3 | 2.3 | 31.0 | 8.4 |
| 8 | 27.8 | 0.8 | 5.8 | 0.8 | 11.9 | 0.0 | 1.2 | 0.2 | 4.7 | 2.5 | 33.1 | 11.5 | 40.0 | 0.9 | 24.1 | 8.7 | 32.1 | 15.2 | 8.2 | -0.4 | 68.3 | -9.2 | 42.6 | 0.1 | 20.3 | -10.9 | 26.3 | 0.4 | 9.6 | -1.5 | 30.9 | 7.9 |
| 9 | 27.6 | 0.6 | 7.0 | 1.9 | 11.7 | -0.5 | 2.8 | 1.6 | 4.0 | 2.3 | 31.7 | 10.3 | 39.1 | -0.5 | 23.1 | 7.9 | 33.2 | 17.4 | 9.5 | 0.5 | 68.5 | -10.1 | 42.2 | -1.0 | 20.8 | -8.3 | 26.5 | 0.9 | 9.9 | -1.2 | 30.5 | 8.2 |
| 10 | 28.0 | 0.8 | 6.2 | 1.0 | 11.5 | -0.9 | 2.9 | 1.7 | 4.6 | 1.9 | 32.3 | 10.6 | 39.9 | 0.5 | 24.0 | 8.8 | 35.4 | 19.3 | 3.9 | -5.0 | 69.0 | -8.5 | 41.7 | -0.7 | 20.7 | -10.2 | 27.9 | 1.8 | 9.7 | -1.3 | 31.0 | 8.2 |
| 平成24年平均 | 26.1 | 3.0 | 3.3 | 2.3 | 9.1 | -1.4 | 4.4 | 0.6 | 10.1 | 1.8 | 22.7 | 2.1 | 48.2 | -3.8 | 18.4 | 1.7 | 42.0 | -10.5 | 9.7 | 0.0 | 77.0 | 23.1 | 72.3 | 28.9 | 38.0 | 15.8 | 21.1 | 0.8 | 5.7 | 4.5 | 33.3 | 4.8 |
| 25 | 26.3 | 0.2 | 2.0 | -1.3 | 9.0 | -0.1 | 4.7 | 0.3 | 5.9 | -4.2 | 26.2 | 3.5 | 47.6 | -0.6 | 18.5 | 0.1 | 38.2 | -3.8 | 9.8 | 0.1 | 74.7 | -2.3 | 76.6 | 4.3 | 38.9 | 0.9 | 22.1 | 1.0 | 3.7 | -2.0 | 33.9 | 0.6 |
| 26 | 25.7 | -0.6 | 1.5 | -0.5 | 8.7 | -0.3 | 4.7 | 0.0 | 7.7 | 1.8 | 24.4 | -1.8 | 47.3 | -0.3 | 16.9 | -1.6 | 31.2 | -7.0 | 9.8 | 0.0 | 73.4 | -1.3 | 77.1 | 0.5 | 38.6 | -0.3 | 22.4 | 0.3 | 2.8 | -0.9 | 31.5 | -2.4 |
| 27 | 23.7 | -2.0 | 2.0 | 0.5 | 10.7 | 2.0 | 1.2 | -3.5 | 1.1 | -6.6 | 25.9 | 1.5 | 48.8 | 1.5 | 22.2 | 5.3 | 21.7 | -9.5 | 1.9 | -7.9 | 73.6 | 0.2 | 45.5 | -31.6 | 18.6 | -20.0 | 20.3 | -2.1 | 9.5 | 6.7 | 29.6 | -1.9 |
| 平成27年10月 | 23.6 | -1.7 | 2.0 | -0.5 | 10.8 | 2.3 | 1.4 | -3.2 | 1.0 | -8.0 | 25.3 | -0.7 | 48.3 | 3.4 | 22.0 | 5.5 | 26.1 | -2.4 | 2.7 | -7.4 | 69.9 | -7.5 | 46.0 | -31.0 | 17.8 | -15.1 | 20.3 | -3.2 | 9.5 | 7.1 | 30.4 | -1.6 |
| 11 | 23.5 | -2.0 | 2.1 | -0.4 | 10.6 | 1.8 | 1.4 | -3.2 | 1.0 | -6.2 | 25.1 | -0.4 | 48.5 | 3.7 | 22.2 | 5.8 | 25.7 | -2.7 | 1.4 | -8.9 | 69.9 | 1.1 | 45.4 | -29.7 | 18.4 | -22.6 | 20.1 | -2.6 | 9.5 | 7.0 | 29.9 | -1.9 |
| 12 | 23.7 | -2.5 | 2.0 | -0.5 | 10.8 | 2.0 | 1.4 | -3.3 | 1.0 | -5.7 | 24.9 | -1.5 | 48.7 | -0.3 | 22.2 | 5.4 | 25.5 | -3.0 | 1.4 | -8.9 | 70.4 | 1.0 | 46.0 | -29.3 | 21.0 | -19.5 | 20.3 | -2.6 | 9.4 | 6.8 | 29.2 | -2.6 |
| 平成28年1月 | 23.4 | -1.0 | 2.0 | 0.1 | 10.7 | -0.6 | 1.4 | 0.1 | 1.0 | -0.2 | 24.7 | -0.9 | 48.8 | -1.3 | 22.4 | -1.1 | 25.0 | 10.7 | 1.4 | -0.6 | 68.7 | -7.1 | 46.2 | 2.6 | 19.1 | -2.3 | 20.1 | -1.7 | 8.5 | -1.3 | 28.7 | -0.8 |
| 2 | 23.4 | -0.9 | 2.2 | 0.3 | 10.8 | -0.5 | 1.5 | 0.3 | 1.0 | -0.2 | 24.0 | -3.4 | 48.8 | -1.7 | 22.5 | 0.0 | 25.5 | 12.3 | 3.0 | 1.1 | 68.5 | -7.0 | 46.1 | 1.5 | 19.4 | -1.5 | 20.2 | -0.2 | 8.9 | -1.1 | 28.5 | -0.4 |
| 3 | 23.3 | -0.3 | 1.9 | -0.3 | 10.8 | 0.0 | 1.4 | 0.5 | 1.0 | -0.1 | 23.8 | -3.5 | 48.6 | -0.9 | 23.1 | 0.1 | 26.0 | 12.4 | 2.8 | 1.1 | 67.9 | -7.9 | 45.8 | 0.0 | 17.4 | 4.2 | 19.9 | -0.4 | 9.5 | -0.1 | 29.9 | 0.9 |
| 4 | 23.9 | -0.2 | 2.2 | 0.2 | 10.4 | -0.1 | 1.3 | -0.1 | 1.0 | -0.1 | 25.0 | -3.8 | 48.2 | -0.3 | 21.7 | 0.1 | 26.3 | 11.9 | 3.3 | 2.2 | 67.4 | -8.1 | 46.7 | 1.9 | 15.7 | 2.5 | 19.9 | 0.4 | 9.6 | 0.5 | 30.2 | 1.0 |
| 5 | 23.2 | -0.2 | 2.0 | 0.0 | 10.2 | -0.1 | 1.3 | 0.4 | 0.6 | -0.4 | 25.5 | 1.7 | 48.0 | -0.5 | 22.4 | 0.6 | 23.5 | 7.4 | 3.1 | 0.6 | 67.3 | -8.7 | 47.9 | 2.6 | 18.8 | 1.4 | 19.6 | -0.2 | 9.6 | 0.9 | 30.9 | 2.2 |
| 6 | 23.6 | -0.3 | 2.2 | 0.2 | 10.1 | -0.2 | 1.3 | 0.1 | 0.6 | -0.5 | 27.0 | 0.7 | 47.8 | -0.6 | 22.3 | 0.6 | 26.7 | 0.1 | 4.3 | 2.1 | 67.7 | -8.4 | 47.7 | 1.8 | 19.9 | -0.9 | 19.9 | -0.7 | 9.6 | 0.2 | 31.3 | 1.8 |
| 7 | 23.7 | -0.3 | 2.0 | 0.0 | 10.1 | -0.2 | 1.3 | 0.1 | 0.6 | -0.4 | 26.8 | 1.9 | 47.9 | -0.6 | 22.5 | 0.6 | 22.8 | -7.2 | 3.0 | 1.8 | 67.7 | -8.6 | 47.4 | 1.3 | 21.2 | -1.1 | 19.7 | -0.9 | 10.2 | 0.8 | 31.4 | 0.7 |
| 8 | 23.5 | 0.1 | 1.7 | -0.3 | 10.4 | 0.2 | 1.5 | 0.3 | 0.5 | -0.5 | 26.2 | 1.0 | 47.8 | 0.0 | 22.4 | 0.5 | 22.9 | -5.9 | 3.0 | 0.8 | 68.7 | 0.3 | 47.7 | 1.4 | 18.9 | -1.1 | 19.9 | -0.2 | 4.7 | -5.0 | 31.2 | 0.6 |
| 9 | 23.3 | -0.2 | 1.7 | -0.3 | 10.3 | -0.4 | 1.5 | 0.1 | 0.5 | -0.5 | 25.3 | 0.4 | 47.9 | -0.3 | 22.0 | 0.2 | 22.7 | -3.3 | 3.1 | 0.4 | 68.2 | -5.3 | 47.3 | 1.0 | 18.7 | 1.4 | 19.8 | -0.3 | 5.3 | -4.5 | 31.1 | 1.5 |
| 10 | 23.5 | -0.1 | 1.7 | -0.3 | 10.4 | -0.4 | 1.6 | 0.2 | 0.6 | -0.4 | 25.1 | -0.2 | 46.9 | -1.4 | 22.6 | 0.6 | 26.1 | 0.0 | 2.5 | -0.2 | 68.3 | -1.6 | 46.8 | 0.8 | 18.5 | 0.7 | 21.3 | 1.0 | 5.2 | -4.3 | 31.9 | 1.5 |

時系列表第9表

就業形態別指数(賃金(名目)・労働時間・雇用)

(平成22年平均=100)

| 根拠 年月 | 一般労働者 | | | | | | | | | | パートタイム労働者 | | | | | | | | | | | | | | | | | |
|----------------|--------|------------|-------|--------|--------|---------|-------|--------|------------|-------|-----------|--------|---------|------|-------|------|-------|------|-------|------|-------|------|-------|-------|-------|-------|-------|------|
| | 現金給与総額 | きまめて支給する給与 | 所定内給与 | 総実労働時間 | 所定労働時間 | 所定外労働時間 | 常用雇用 | 現金給与総額 | きまめて支給する給与 | 所定内給与 | 総実労働時間 | 所定労働時間 | 所定外労働時間 | 常用雇用 | | | | | | | | | | | | | | |
| | 前年比 | 前年比 | 前年比 | 前年比 | 前年比 | 前年比 | 前年比 | 前年比 | 前年比 | 前年比 | 前年比 | 前年比 | 前年比 | 前年比 | | | | | | | | | | | | | | |
| 平成24年平均 | 99.8 | 0.2 | 100.3 | 0.6 | 100.0 | 1.1 | 100.1 | 0.8 | 100.1 | 6.0 | 96.6 | -2.2 | 101.2 | -2.1 | 101.1 | -1.9 | 101.2 | -1.7 | 102.5 | -0.9 | 102.8 | -0.9 | 92.9 | -3.2 | 103.1 | 2.8 | | |
| 25 | 100.0 | 0.2 | 100.0 | -0.3 | 99.7 | -0.3 | 99.1 | -1.0 | 106.0 | 5.9 | 95.6 | -1.0 | 98.4 | -2.8 | 98.4 | -2.7 | 98.3 | -2.9 | 99.0 | -3.4 | 98.8 | -3.9 | 105.2 | 13.2 | 108.3 | 5.0 | | |
| 26 | 106.0 | 6.0 | 104.0 | 4.0 | 99.8 | 0.1 | 98.6 | -0.5 | 112.9 | 6.5 | 97.6 | 2.1 | 99.3 | 0.9 | 99.2 | 0.8 | 98.8 | 0.5 | 99.6 | 0.6 | 99.2 | 0.4 | 113.6 | 8.0 | 104.0 | -4.0 | | |
| 27 | 106.5 | 0.5 | 104.7 | 0.3 | 103.8 | -0.2 | 99.9 | 0.1 | 110.8 | -1.9 | 100.1 | 2.6 | 99.6 | 0.3 | 99.4 | 0.2 | 99.0 | 0.2 | 98.6 | -1.0 | 98.5 | -0.7 | 102.4 | -9.9 | 97.6 | -6.2 | | |
| 5 平成27年10月 | 87.1 | 0.1 | 104.4 | -0.5 | 103.1 | -1.0 | 100.6 | -3.0 | 113.5 | -0.6 | 100.1 | 0.6 | 96.7 | -0.3 | 99.0 | -0.1 | 98.5 | -0.1 | 98.3 | -1.6 | 98.1 | -1.5 | 103.6 | -2.2 | 97.2 | -1.2 | | |
| 11 | 88.1 | -2.4 | 104.3 | -0.7 | 102.7 | -1.8 | 101.5 | 1.1 | 117.0 | 3.1 | 100.4 | 1.1 | 98.2 | -0.7 | 100.0 | -1.0 | 99.4 | -1.0 | 98.8 | -2.1 | 98.8 | -1.7 | 100.0 | -12.4 | 96.4 | -4.0 | | |
| 12 | 203.1 | 2.9 | 104.7 | 0.1 | 103.2 | -1.1 | 100.1 | 0.4 | 98.5 | 0.2 | 100.3 | 2.1 | 110.7 | -0.8 | 98.8 | -2.6 | 98.0 | -2.1 | 97.4 | -4.9 | 97.2 | -3.9 | 103.6 | -29.0 | 97.8 | -5.5 | | |
| 人 平成28年1月 | 87.2 | -1.4 | 104.2 | -1.0 | 102.7 | -1.7 | 93.4 | 0.0 | 91.5 | -0.8 | 99.4 | 1.3 | 95.8 | 2.0 | 97.6 | 1.7 | 97.1 | 1.6 | 94.2 | -0.6 | 94.2 | -0.1 | 92.9 | -16.1 | 97.5 | -4.5 | | |
| 以 | 86.6 | -0.1 | 104.5 | -0.5 | 102.8 | -1.5 | 100.3 | 2.0 | 98.5 | 1.1 | 99.9 | 1.8 | 95.8 | 4.2 | 98.1 | 4.3 | 98.1 | 4.5 | 95.9 | 2.1 | 96.3 | 2.3 | 82.1 | -8.1 | 97.4 | -4.1 | | |
| 3 | 94.9 | 3.5 | 105.0 | -0.9 | 103.2 | -2.0 | 102.7 | 1.7 | 122.0 | 7.5 | 98.9 | -1.0 | 97.9 | -1.4 | 98.7 | -2.0 | 98.5 | -1.9 | 97.6 | -3.3 | 97.8 | -3.0 | 92.9 | -10.3 | 96.9 | 2.3 | | |
| 4 | 88.7 | 0.6 | 105.7 | -0.3 | 104.0 | -1.0 | 103.3 | -0.8 | 101.8 | -1.5 | 119.9 | 5.6 | 100.6 | 0.1 | 101.6 | -0.3 | 101.4 | 0.0 | 100.8 | -0.8 | 101.0 | -0.6 | 92.9 | -10.3 | 97.0 | -0.5 | | |
| 5 | 85.8 | -1.2 | 103.7 | -0.7 | 102.7 | -1.4 | 93.9 | -0.4 | 92.6 | -1.1 | 108.5 | 6.3 | 100.3 | -0.5 | 99.6 | -0.1 | 99.2 | -0.3 | 97.7 | -1.1 | 97.7 | -1.0 | 100.0 | -3.5 | 97.2 | 1.1 | | |
| 6 | 153.2 | 2.2 | 105.0 | -0.6 | 104.1 | -0.8 | 103.6 | -1.0 | 103.0 | -1.1 | 109.2 | -0.6 | 100.5 | -0.2 | 104.3 | -2.4 | 101.2 | -2.5 | 101.1 | -2.5 | 99.5 | -3.5 | 100.0 | -3.2 | 82.1 | -14.8 | 98.3 | 1.9 |
| 7 | 132.6 | -0.1 | 105.3 | 1.0 | 104.6 | 1.4 | 101.4 | -3.0 | 100.6 | -3.2 | 110.6 | -1.3 | 100.1 | -0.7 | 107.8 | 2.3 | 103.2 | 2.9 | 102.9 | 2.9 | 98.5 | -0.4 | 98.8 | -0.2 | 89.3 | -7.4 | 100.3 | 2.8 |
| 8 | 89.7 | 1.1 | 104.6 | 1.3 | 103.9 | 1.4 | 96.9 | -0.2 | 96.0 | -0.3 | 107.1 | 0.7 | 99.8 | -1.2 | 101.1 | 1.8 | 102.9 | 1.9 | 102.4 | 2.3 | 98.6 | -0.8 | 98.7 | -0.2 | 96.4 | -15.7 | 99.8 | 2.8 |
| 9 | 87.6 | 1.7 | 104.5 | 1.1 | 104.1 | 1.5 | 99.9 | 0.5 | 109.9 | 0.6 | 99.8 | -0.6 | 98.5 | 2.8 | 100.9 | 3.3 | 100.6 | 3.6 | 98.2 | 1.1 | 98.5 | 1.7 | 85.7 | -17.3 | 98.9 | 2.7 | | |
| 10 | 88.2 | 1.3 | 105.4 | 1.0 | 104.4 | 1.3 | 99.6 | -1.0 | 98.4 | -1.1 | 113.5 | 0.0 | 99.1 | -1.0 | 98.5 | 1.9 | 100.8 | 1.8 | 100.3 | 1.8 | 96.5 | -1.8 | 96.9 | -1.2 | 99.7 | 2.6 | | |
| 平成24年平均 | 100.2 | 1.3 | 100.6 | 1.0 | 100.9 | 2.4 | 100.4 | 1.3 | 102.5 | -2.6 | 100.8 | -2.3 | 119.4 | -4.6 | 97.7 | 2.1 | 95.1 | 4.2 | 97.5 | 4.2 | 97.8 | 4.4 | 110.0 | -10.6 | 97.9 | -7.3 | | |
| 25 | 101.9 | 1.7 | 102.1 | 1.5 | 101.7 | 0.8 | 100.9 | 0.5 | 99.9 | -0.3 | 110.7 | 8.0 | 94.7 | -0.9 | 95.6 | -0.8 | 95.5 | -0.6 | 98.4 | 2.1 | 98.6 | 2.3 | 98.4 | 2.1 | 116.3 | 19.4 | 110.0 | -0.1 |
| 26 | 105.0 | 3.0 | 104.0 | 1.9 | 102.9 | 1.2 | 100.7 | -0.2 | 98.8 | -1.1 | 120.1 | 8.5 | 95.3 | 0.6 | 95.5 | -0.1 | 95.3 | -0.2 | 95.5 | -0.1 | 98.3 | -0.1 | 97.4 | -0.4 | 126.3 | 8.6 | 106.8 | -2.9 |
| 27 | 106.1 | 1.0 | 105.1 | 1.1 | 103.6 | 0.7 | 101.1 | 0.4 | 99.4 | 0.6 | 117.5 | -2.2 | 97.8 | 2.6 | 97.6 | 2.2 | 97.6 | 2.4 | 97.6 | 2.2 | 100.4 | 2.1 | 99.9 | 2.6 | 117.2 | -7.2 | 98.8 | -7.5 |
| 30 平成27年10月 | 86.7 | 0.8 | 105.8 | 0.3 | 104.2 | 0.4 | 102.5 | -2.6 | 100.8 | -2.3 | 119.4 | -4.6 | 97.7 | 2.1 | 95.1 | 4.2 | 97.5 | 4.2 | 97.8 | 4.4 | 100.8 | 3.5 | 100.5 | 4.1 | 110.0 | -10.6 | 97.9 | -7.3 |
| 11 | 85.6 | -4.6 | 105.4 | 0.4 | 103.4 | -0.3 | 102.3 | 1.3 | 100.4 | 1.5 | 121.3 | -0.5 | 97.7 | 1.9 | 96.4 | 2.3 | 98.6 | 2.3 | 98.4 | 2.1 | 101.3 | 2.3 | 100.9 | 3.2 | 116.7 | -13.6 | 97.5 | -8.5 |
| 12 | 212.5 | 5.1 | 106.1 | 1.7 | 104.0 | 1.1 | 101.4 | 0.4 | 99.0 | 0.4 | 125.2 | 0.5 | 97.6 | 3.0 | 111.1 | 2.5 | 98.2 | 1.9 | 97.8 | 2.1 | 101.2 | 1.0 | 100.6 | 2.7 | 120.0 | -29.6 | 98.8 | -9.6 |
| 人 平成28年1月 | 86.5 | 1.9 | 105.3 | 0.5 | 103.7 | 0.2 | 95.0 | -0.4 | 93.0 | -0.4 | 114.8 | 0.0 | 97.3 | 0.7 | 94.0 | 2.5 | 96.0 | 1.9 | 95.6 | 2.0 | 95.8 | -1.4 | 94.9 | -0.9 | 123.3 | -11.9 | 96.6 | -4.8 |
| 以 | 85.6 | 1.4 | 105.6 | 1.1 | 103.8 | 0.7 | 101.5 | 2.7 | 99.7 | 2.6 | 118.7 | 3.4 | 97.2 | 0.3 | 93.4 | 3.1 | 95.9 | 3.0 | 96.1 | 3.1 | 97.3 | 2.0 | 97.2 | 2.4 | 100.0 | -11.7 | 96.6 | -4.5 |
| 3 | 92.5 | 3.4 | 106.5 | 0.9 | 104.7 | 0.6 | 104.5 | 2.6 | 102.8 | 2.6 | 120.6 | 1.6 | 96.1 | -0.7 | 97.9 | 1.1 | 98.6 | 0.6 | 98.7 | 0.5 | 100.9 | 0.3 | 100.6 | 0.6 | 110.0 | -8.3 | 94.8 | -2.3 |
| 4 | 87.4 | 2.2 | 107.2 | 1.8 | 105.1 | 1.5 | 104.9 | -0.3 | 103.2 | -0.6 | 121.3 | 1.6 | 98.5 | -0.5 | 98.4 | 0.3 | 100.9 | 0.1 | 100.8 | 0.0 | 103.9 | -0.5 | 103.4 | -0.5 | 120.0 | 0.0 | 94.8 | -1.9 |
| 5 | 84.9 | 1.0 | 104.8 | 1.0 | 103.7 | 0.8 | 94.9 | 0.3 | 93.5 | 0.6 | 109.0 | -1.8 | 98.1 | -0.4 | 97.3 | 2.3 | 99.3 | 1.6 | 98.8 | 1.1 | 100.0 | 0.5 | 99.1 | 0.3 | 126.7 | 5.6 | 96.3 | -1.8 |
| 6 | 161.4 | 0.7 | 106.2 | 0.7 | 104.9 | 1.1 | 105.9 | -0.2 | 105.2 | 0.5 | 112.9 | -6.4 | 98.0 | 0.0 | 103.0 | 0.7 | 100.1 | 1.6 | 100.2 | 1.3 | 101.9 | -0.1 | 101.9 | -0.1 | 100.0 | 0.0 | 98.2 | -2.1 |
| 7 | 131.5 | 2.7 | 106.1 | 0.8 | 104.7 | 0.9 | 103.6 | -2.5 | 102.5 | -2.7 | 114.8 | -1.1 | 98.2 | 0.3 | 105.9 | 2.9 | 99.9 | 1.6 | 99.8 | 1.1 | 101.0 | 0.2 | 100.9 | 0.2 | 106.7 | 3.3 | 98.9 | -1.8 |
| 8 | 86.3 | 0.1 | 105.1 | 0.6 | 103.8 | 0.6 | 99.0 | 1.1 | 97.7 | 1.3 | 111.6 | -1.7 | 98.0 | -0.4 | 97.0 | 0.3 | 99.3 | 0.3 | 98.9 | 0.2 | 100.6 | -1.3 | 100.1 | -0.9 | 116.7 | -10.2 | 97.8 | -0.1 |
| 9 | 86.3 | 1.3 | 105.5 | 0.5 | 104.5 | 0.7 | 102.5 | 2.1 | 101.2 | 2.2 | 115.5 | 0.6 | 97.9 | 0.0 | 96.1 | 1.7 | 98.8 | 1.8 | 98.8 | 2.0 | 99.9 | -0.1 | 100.0 | 0.4 | 96.7 | -14.7 | 96.9 | -0.8 |
| 10 | 87.7 | 1.2 | 107.4 | 1.5 | 106.1 | 1.8 | 101.6 | -0.9 | 100.0 | -0.8 | 117.4 | -1.7 | 97.8 | 0.1 | 95.9 | 0.8 | 98.2 | 0.7 | 98.1 | 0.3 | 99.2 | -1.6 | 98.9 | -1.6 | 106.7 | -3.0 | 97.7 | -0.2 |

毎月勤労統計調査 ～働く人の今が知りたい～

毎月の給与、労働時間、労働者数を調査しています

毎月勤労統計調査

厚生労働省が実施する重要な調査です。

インターネットでも調査票の提出ができます！調査結果もみられます！

調査結果は経済指標の一つとして、また、社会保障制度を検討する際の基礎資料として使われています。

特別調査は、年に一回、夏に調査を行っています。

毎(まい)と勤(きん)の約束

調査で知り得た情報についての秘密は必ず守ります。
調査によって集められた情報は、統計を作成する以外には使用されません。

事業所の皆様、調査にご協力お願いします。
国の調査名をかたって不正に情報を収集する「かたり調査」には十分ご注意ください。

厚生労働省・都道府県 <http://www.mhlw.go.jp/>



政府統計

広島県は、県民の皆様に対して、より分かりやすく、より使いやすい統計情報の提供に努めています。

今後も「広島県の賃金、労働時間及び雇用の動き」をご利用ください。

次回公表予定 平成 29 年 1 月 20 日 (金)

平成 28 年 12 月 発行

編集発行 広島県 総務局 統計課

〒730-8511 広島市中区基町 10-52

TEL (082)513-2540(ダイヤルイン)

この報告書の内容は、広島県のホームページでも提供しています。

「広島県統計課」で検索してください。

ホームページアドレス <http://www.pref.hiroshima.lg.jp/soshiki/21/>